

**ILLINOIS DEPARTMENT OF PUBLIC HEALTH
AHERA THREE YEAR REINSPECTION
ASBESTOS PROGRAM
SCHOOL INFORMATION FORM**

THREE-YEAR REINSPECTION

Unit:
Building ID:

IDPH ID Number:

REPORT DATE:

Prepared for:
Chicago Public Schools
42 W. Madison Street
Chicago, IL 60602

Prepared by:
Carnow, Conibear and Associates

600 West Van Buren St., Ste 500

Chicago, IL, 60607

Phone (312) 762-2900

Fax (312) 782-5145

DO NOT REMOVE FROM SCHOOL
REQUIRED BY FEDERAL LAW

Mr. Eric Culbertson
Asbestos Program
Illinois Department of Public Health
525 West Jefferson Street
Springfield, Illinois 62761

Re: Chicago Public Schools - Three-Year Reinspections

Dear Mr.Culbertson:

Carnow, Conibear and Associates, Managing Environmental Consultant (MEC), conducted the Three-Year Reinspections and performed management plan updates for the Chicago Public Schools (CPS) facilities in Region 3, 4 Elementary Schools. Please update your records with the following information.

School District: 299	Unit:	Region: 04	IDPH ID:
School:			Building ID:
Address:			

Building Contact: _____ Contact Phone: _____

Current Building Owners: Chicago Public Schools

Reinspection Date:

Review Date:

Inspector: _____ Inspector IDPH License: _____
 Management Planner: _____ Management Planner IDPH License: _____

If you have any questions or comments, please contact us at (312) 762-2900

Sincerely,
Carnow, Conibear and Associates

Jackson Montgomery

Environmental Notification to Occupants

To: Faculty, Staff and Parents
From: Chicago Public Schools
Date:

RE: , Unit

Dear Faculty, Staff and Parents,

This letter is to notify you that the asbestos three year re-inspection has been completed at , following the Federal Asbestos Hazard Emergency Response Act (AHERA), 40 CFR Part 763, Subpart E and is available for your review at the main office of the school.

Although asbestos-containing building materials have been identified at , there is no reason to believe that any threat to the health of students or staff exists at this time. CPS will continue to carefully monitor the condition of asbestos-containing building materials and if conditions warrant, all appropriate steps will be taken to maintain the health and safety of all building occupants.

If you have any questions regarding this matter or require additional information, please feel free to contact , the designated Local Education Authority's Designated Person at .

Table of Contents

- I. School and Inspection Information
- II. Executive Summary
- III. Methodology
- IV. Abatement History
- V. Reassessments and Recommendations
- VI. Conclusions

Table I: Inspector's Reinspection Findings

Table II: Management Planner's Review

APPENDICES:

- Appendix A: Assessment Sheets, Drawings and Photos
- Appendix B: Inspector and Management Planner Licenses
- Appendix C: Laboratory Accreditations
- Appendix D: Laboratory Results
- Appendix E: Chain of Custody Forms

SCHOOL AND INSPECTION INFORMATION

1. School Information

School: _____ Unit: _____ Region: 04
Address: _____
IDPH ID: _____ Building ID: _____
Contact: _____ Phone: _____

2. Description of Facility

Original Construction: _____ Additional Construction: _____
Total Square Footage: _____ No of Floors: _____
Current Occupancy: _____

3. LEA Designated Person

Contact: _____ Phone: _____
Address: 42 West Madison Street
Chicago, IL 60602


4. Managing Environmental Consultant

MEC: Carnow, Conibear and Associates
Contact: Doug McCormick
Address 600 West Van Buren St., Ste 500
Chicago, IL, 60607
Phone: (312) 762-2900 Fax: (312) 782-5145

5. Inspector

Inspector Name: _____

Inspector IDPH license # _____
Reinspection Date: _____

Signature: 
Date: _____

6. Management Planner

Management Planner Name: _____


Management Planner IDPH license # _____

Signature: 
Date: _____

7. Review Date:

8. LEA Designated Person's Acknowledgement

The reinspection report and recommendations have been received by me and appropriate action will be taken by the School District.

Signature: 
Name: _____ Date: _____

Unit :

Building:

II. EXECUTIVE SUMMARY

was retained by the Chicago Public Schools (CPS) to perform a three-year asbestos reinspection of the . This inspection was conducted in accordance with the United States Environmental Protection Agency (USEPA) Asbestos Hazard Emergency Response Act (AHERA) part 763.85 (b), and the ongoing Operations and Maintenance Program (O&M) originally designed in the School's Asbestos Management Plan. The purpose of this three-year reinspection is to record any condition changes in the asbestos-containing building material (ACBM) in the school since the previous three-year reinspection and the six-month periodic surveillance, to identify, assess, and include any Homogeneous Areas (HA) not identified in the Management Plan, and to recommend an appropriate response action to manage asbestos.

The inspector conducted a three-year reinspection of this facility under Illinois Department of Public Health (IDPH) school reinspection requirements and AHERA, sections 763.85 and 763.88. The main building and each addition to the main building, if constructed at different dates, were inspected separately. Laboratory accreditations are included in Appendix C, laboratory results are included in Appendix D, and chain of custody forms are included in Appendix E.

Note: During previous inspections, some of the HA(s) were identified together as 9" x 9" floor tile (FT), mastics assoc. with 9" x 9" FT, 12" x 12" FT, mastics assoc. with 12" x 12" FT, pipe insulation, etc. Some of these HA(s) have been re-identified by areas that are uniform in color, texture, construction date, application date, and general appearance.

The inspector has determined the following:

A. The following HAs have changed assessment categories for Building :

B. The following new homogenous areas have been identified for Building :

C. This reinspection covered only physically accessible and visible areas and materials that were identified in the LEA's management plan. The following materials were concealed and/or contained in areas that were inaccessible for sampling and have been classified as Assumed:

The following areas were deemed to be inaccessible:

Materials were also listed as "assumed" if they were in good condition and sampling was not conducted to avoid damage.

This reinspection was conducted by , IDPH License # . The Management Plan was updated by , IDPH License # . Inspector and Management Planner Licenses are included in Appendix B.

III. METHODOLOGY

Tasks performed on-site included the following:

1. Review current management plan, identify HA(s) and extract appropriate information.
2. Examine and verify abatement records.
3. Touch and visually and physically reinspect and reassess the condition of all friable known or assumed ACBM.
4. Touch and visually and physically reinspect all non-friable known or assumed ACBM to determine whether these materials have become friable since the last inspection or periodic surveillance.
5. Identify any condition changes that may affect Hazard ranking of known ACBM or Assumed ACBM, as well as any HA(s) that have become friable since the last reinspection.
6. Collect bulk samples from each newly discovered friable HA or previously assumed and submit for laboratory analysis.
7. Tabulate reinspection findings and submit for management planner review and recommendations with appropriate response actions based on the AHERA Damage Category of the ACBM.
8. Submit reinspection findings and management planner recommendations to the LEA within thirty (30) days for inclusion into the management plan.

IV. ABATEMENT HISTORY

The information collected from the existing management plan and inspection report(s) and from interviews with the school official revealed that the following asbestos abatement was conducted at the school since the previous Three year Reinspection.

Abatement Dates:

V. REASSESSMENTS AND RECOMMENDATIONS

The reassessments and recommendations are summarized in Tables I and II on the following pages. Detailed Hazard Assessment Sheets and Drawings and Photos (if applicable) are included in Appendix A.

VI. CONCLUSIONS

The Building Three-Year reinspection has been completed and response actions have been recommended for both friable and non-friable ACBM. A timely execution of the response actions recommended will enable the LEA and the Designated Person(s) to effectively manage the existing ACBM.

This three-year reinspection report should be inserted in the current Management plan at the CPS Central Office, and one (1) copy should be kept at the school for use when planning any renovation and/or demolition activities in areas where ACBM has been identified. Also, periodic surveillance documentation and any summary reports from any response actions that are executed at the school should be used to update the Management Plan.

III. METHODOLOGY

Tasks performed on-site included the following:

1. Review current management plan, identify HA(s) and extract appropriate information.
2. Examine and verify abatement records.
3. Touch and visually and physically reinspect and reassess the condition of all friable known or assumed ACBM.
4. Touch and visually and physically reinspect all non-friable known or assumed ACBM to determine whether these materials have become friable since the last inspection or periodic surveillance.
5. Identify any condition changes that may affect Hazard ranking of known ACBM or Assumed ACBM, as well as any HA(s) that have become friable since the last reinspection.
6. Collect bulk samples from each newly discovered friable HA or previously assumed and submit for laboratory analysis.
7. Tabulate reinspection findings and submit for management planner review and recommendations with appropriate response actions based on the AHERA Damage Category of the ACBM.
8. Submit reinspection findings and management planner recommendations to the LEA within thirty (30) days for inclusion into the management plan.

IV. ABATEMENT HISTORY

The information collected from the existing management plan and inspection report(s) and from interviews with the school official revealed that the following asbestos abatement was conducted at the school since the previous Three year Reinspection.

Abatement Dates:

V. REASSESSMENTS AND RECOMMENDATIONS

The reassessments and recommendations are summarized in Tables I and II on the following pages. Detailed Hazard Assessment Sheets and Drawings and Photos (if applicable) are included in Appendix A.

VI. CONCLUSIONS

The Building Three-Year reinspection has been completed and response actions have been recommended for both friable and non-friable ACBM. A timely execution of the response actions recommended will enable the LEA and the Designated Person(s) to effectively manage the existing ACBM.

This three-year reinspection report should be inserted in the current Management plan at the CPS Central Office, and one (1) copy should be kept at the school for use when planning any renovation and/or demolition activities in areas where ACBM has been identified. Also, periodic surveillance documentation and any summary reports from any response actions that are executed at the school should be used to update the Management Plan.

III. METHODOLOGY

Tasks performed on-site included the following:

1. Review current management plan, identify HA(s) and extract appropriate information.
2. Examine and verify abatement records.
3. Touch and visually and physically reinspect and reassess the condition of all friable known or assumed ACBM.
4. Touch and visually and physically reinspect all non-friable known or assumed ACBM to determine whether these materials have become friable since the last inspection or periodic surveillance.
5. Identify any condition changes that may affect Hazard ranking of known ACBM or Assumed ACBM, as well as any HA(s) that have become friable since the last reinspection.
6. Collect bulk samples from each newly discovered friable HA or previously assumed and submit for laboratory analysis.
7. Tabulate reinspection findings and submit for management planner review and recommendations with appropriate response actions based on the AHERA Damage Category of the ACBM.
8. Submit reinspection findings and management planner recommendations to the LEA within thirty (30) days for inclusion into the management plan.

IV. ABATEMENT HISTORY

The information collected from the existing management plan and inspection report(s) and from interviews with the school official revealed that the following asbestos abatement was conducted at the school since the previous Three year Reinspection.

Abatement Dates:

V. REASSESSMENTS AND RECOMMENDATIONS

The reassessments and recommendations are summarized in Tables I and II on the following pages. Detailed Hazard Assessment Sheets and Drawings and Photos (if applicable) are included in Appendix A.

VI. CONCLUSIONS

The Building Three-Year reinspection has been completed and response actions have been recommended for both friable and non-friable ACBM. A timely execution of the response actions recommended will enable the LEA and the Designated Person(s) to effectively manage the existing ACBM.

This three-year reinspection report should be inserted in the current Management plan at the CPS Central Office, and one (1) copy should be kept at the school for use when planning any renovation and/or demolition activities in areas where ACBM has been identified. Also, periodic surveillance documentation and any summary reports from any response actions that are executed at the school should be used to update the Management Plan.

III. METHODOLOGY

Tasks performed on-site included the following:

1. Review current management plan, identify HA(s) and extract appropriate information.
2. Examine and verify abatement records.
3. Touch and visually and physically reinspect and reassess the condition of all friable known or assumed ACBM.
4. Touch and visually and physically reinspect all non-friable known or assumed ACBM to determine whether these materials have become friable since the last inspection or periodic surveillance.
5. Identify any condition changes that may affect Hazard ranking of known ACBM or Assumed ACBM, as well as any HA(s) that have become friable since the last reinspection.
6. Collect bulk samples from each newly discovered friable HA or previously assumed and submit for laboratory analysis.
7. Tabulate reinspection findings and submit for management planner review and recommendations with appropriate response actions based on the AHERA Damage Category of the ACBM.
8. Submit reinspection findings and management planner recommendations to the LEA within thirty (30) days for inclusion into the management plan.

IV. ABATEMENT HISTORY

The information collected from the existing management plan and inspection report(s) and from interviews with the school official revealed that the following asbestos abatement was conducted at the school since the previous Three year Reinspection.

Abatement Dates:

V. REASSESSMENTS AND RECOMMENDATIONS

The reassessments and recommendations are summarized in Tables I and II on the following pages. Detailed Hazard Assessment Sheets and Drawings and Photos (if applicable) are included in Appendix A.

VI. CONCLUSIONS

The Building Three-Year reinspection has been completed and response actions have been recommended for both friable and non-friable ACBM. A timely execution of the response actions recommended will enable the LEA and the Designated Person(s) to effectively manage the existing ACBM.

This three-year reinspection report should be inserted in the current Management plan at the CPS Central Office, and one (1) copy should be kept at the school for use when planning any renovation and/or demolition activities in areas where ACBM has been identified. Also, periodic surveillance documentation and any summary reports from any response actions that are executed at the school should be used to update the Management Plan.

III. METHODOLOGY

Tasks performed on-site included the following:

1. Review current management plan, identify HA(s) and extract appropriate information.
2. Examine and verify abatement records.
3. Touch and visually and physically reinspect and reassess the condition of all friable known or assumed ACBM.
4. Touch and visually and physically reinspect all non-friable known or assumed ACBM to determine whether these materials have become friable since the last inspection or periodic surveillance.
5. Identify any condition changes that may affect Hazard ranking of known ACBM or Assumed ACBM, as well as any HA(s) that have become friable since the last reinspection.
6. Collect bulk samples from each newly discovered friable HA or previously assumed and submit for laboratory analysis.
7. Tabulate reinspection findings and submit for management planner review and recommendations with appropriate response actions based on the AHERA Damage Category of the ACBM.
8. Submit reinspection findings and management planner recommendations to the LEA within thirty (30) days for inclusion into the management plan.

IV. ABATEMENT HISTORY

The information collected from the existing management plan and inspection report(s) and from interviews with the school official revealed that the following asbestos abatement was conducted at the school since the previous Three year Reinspection.

Abatement Dates:

V. REASSESSMENTS AND RECOMMENDATIONS

The reassessments and recommendations are summarized in Tables I and II on the following pages. Detailed Hazard Assessment Sheets and Drawings and Photos (if applicable) are included in Appendix A.

VI. CONCLUSIONS

The Building Three-Year reinspection has been completed and response actions have been recommended for both friable and non-friable ACBM. A timely execution of the response actions recommended will enable the LEA and the Designated Person(s) to effectively manage the existing ACBM.

This three-year reinspection report should be inserted in the current Management plan at the CPS Central Office, and one (1) copy should be kept at the school for use when planning any renovation and/or demolition activities in areas where ACBM has been identified. Also, periodic surveillance documentation and any summary reports from any response actions that are executed at the school should be used to update the Management Plan.

III. METHODOLOGY

Tasks performed on-site included the following:

1. Review current management plan, identify HA(s) and extract appropriate information.
2. Examine and verify abatement records.
3. Touch and visually and physically reinspect and reassess the condition of all friable known or assumed ACBM.
4. Touch and visually and physically reinspect all non-friable known or assumed ACBM to determine whether these materials have become friable since the last inspection or periodic surveillance.
5. Identify any condition changes that may affect Hazard ranking of known ACBM or Assumed ACBM, as well as any HA(s) that have become friable since the last reinspection.
6. Collect bulk samples from each newly discovered friable HA or previously assumed and submit for laboratory analysis.
7. Tabulate reinspection findings and submit for management planner review and recommendations with appropriate response actions based on the AHERA Damage Category of the ACBM.
8. Submit reinspection findings and management planner recommendations to the LEA within thirty (30) days for inclusion into the management plan.

IV. ABATEMENT HISTORY

The information collected from the existing management plan and inspection report(s) and from interviews with the school official revealed that the following asbestos abatement was conducted at the school since the previous Three year Reinspection.

Abatement Dates:

V. REASSESSMENTS AND RECOMMENDATIONS

The reassessments and recommendations are summarized in Tables I and II on the following pages. Detailed Hazard Assessment Sheets and Drawings and Photos (if applicable) are included in Appendix A.

VI. CONCLUSIONS

The Building Three-Year reinspection has been completed and response actions have been recommended for both friable and non-friable ACBM. A timely execution of the response actions recommended will enable the LEA and the Designated Person(s) to effectively manage the existing ACBM.

This three-year reinspection report should be inserted in the current Management plan at the CPS Central Office, and one (1) copy should be kept at the school for use when planning any renovation and/or demolition activities in areas where ACBM has been identified. Also, periodic surveillance documentation and any summary reports from any response actions that are executed at the school should be used to update the Management Plan.

III. METHODOLOGY

Tasks performed on-site included the following:

1. Review current management plan, identify HA(s) and extract appropriate information.
2. Examine and verify abatement records.
3. Touch and visually and physically reinspect and reassess the condition of all friable known or assumed ACBM.
4. Touch and visually and physically reinspect all non-friable known or assumed ACBM to determine whether these materials have become friable since the last inspection or periodic surveillance.
5. Identify any condition changes that may affect Hazard ranking of known ACBM or Assumed ACBM, as well as any HA(s) that have become friable since the last reinspection.
6. Collect bulk samples from each newly discovered friable HA or previously assumed and submit for laboratory analysis.
7. Tabulate reinspection findings and submit for management planner review and recommendations with appropriate response actions based on the AHERA Damage Category of the ACBM.
8. Submit reinspection findings and management planner recommendations to the LEA within thirty (30) days for inclusion into the management plan.

IV. ABATEMENT HISTORY

The information collected from the existing management plan and inspection report(s) and from interviews with the school official revealed that the following asbestos abatement was conducted at the school since the previous Three year Reinspection.

Abatement Dates:

V. REASSESSMENTS AND RECOMMENDATIONS

The reassessments and recommendations are summarized in Tables I and II on the following pages. Detailed Hazard Assessment Sheets and Drawings and Photos (if applicable) are included in Appendix A.

VI. CONCLUSIONS

The Building Three-Year reinspection has been completed and response actions have been recommended for both friable and non-friable ACBM. A timely execution of the response actions recommended will enable the LEA and the Designated Person(s) to effectively manage the existing ACBM.

This three-year reinspection report should be inserted in the current Management plan at the CPS Central Office, and one (1) copy should be kept at the school for use when planning any renovation and/or demolition activities in areas where ACBM has been identified. Also, periodic surveillance documentation and any summary reports from any response actions that are executed at the school should be used to update the Management Plan.

III. METHODOLOGY

Tasks performed on-site included the following:

1. Review current management plan, identify HA(s) and extract appropriate information.
2. Examine and verify abatement records.
3. Touch and visually and physically reinspect and reassess the condition of all friable known or assumed ACBM.
4. Touch and visually and physically reinspect all non-friable known or assumed ACBM to determine whether these materials have become friable since the last inspection or periodic surveillance.
5. Identify any condition changes that may affect Hazard ranking of known ACBM or Assumed ACBM, as well as any HA(s) that have become friable since the last reinspection.
6. Collect bulk samples from each newly discovered friable HA or previously assumed and submit for laboratory analysis.
7. Tabulate reinspection findings and submit for management planner review and recommendations with appropriate response actions based on the AHERA Damage Category of the ACBM.
8. Submit reinspection findings and management planner recommendations to the LEA within thirty (30) days for inclusion into the management plan.

IV. ABATEMENT HISTORY

The information collected from the existing management plan and inspection report(s) and from interviews with the school official revealed that the following asbestos abatement was conducted at the school since the previous Three year Reinspection.

Abatement Dates:

V. REASSESSMENTS AND RECOMMENDATIONS

The reassessments and recommendations are summarized in Tables I and II on the following pages. Detailed Hazard Assessment Sheets and Drawings and Photos (if applicable) are included in Appendix A.

VI. CONCLUSIONS

The Building Three-Year reinspection has been completed and response actions have been recommended for both friable and non-friable ACBM. A timely execution of the response actions recommended will enable the LEA and the Designated Person(s) to effectively manage the existing ACBM.

This three-year reinspection report should be inserted in the current Management plan at the CPS Central Office, and one (1) copy should be kept at the school for use when planning any renovation and/or demolition activities in areas where ACBM has been identified. Also, periodic surveillance documentation and any summary reports from any response actions that are executed at the school should be used to update the Management Plan.

III. METHODOLOGY

Tasks performed on-site included the following:

1. Review current management plan, identify HA(s) and extract appropriate information.
2. Examine and verify abatement records.
3. Touch and visually and physically reinspect and reassess the condition of all friable known or assumed ACBM.
4. Touch and visually and physically reinspect all non-friable known or assumed ACBM to determine whether these materials have become friable since the last inspection or periodic surveillance.
5. Identify any condition changes that may affect Hazard ranking of known ACBM or Assumed ACBM, as well as any HA(s) that have become friable since the last reinspection.
6. Collect bulk samples from each newly discovered friable HA or previously assumed and submit for laboratory analysis.
7. Tabulate reinspection findings and submit for management planner review and recommendations with appropriate response actions based on the AHERA Damage Category of the ACBM.
8. Submit reinspection findings and management planner recommendations to the LEA within thirty (30) days for inclusion into the management plan.

IV. ABATEMENT HISTORY

The information collected from the existing management plan and inspection report(s) and from interviews with the school official revealed that the following asbestos abatement was conducted at the school since the previous Three year Reinspection.

Abatement Dates:

V. REASSESSMENTS AND RECOMMENDATIONS

The reassessments and recommendations are summarized in Tables I and II on the following pages. Detailed Hazard Assessment Sheets and Drawings and Photos (if applicable) are included in Appendix A.

VI. CONCLUSIONS

The Building Three-Year reinspection has been completed and response actions have been recommended for both friable and non-friable ACBM. A timely execution of the response actions recommended will enable the LEA and the Designated Person(s) to effectively manage the existing ACBM.

This three-year reinspection report should be inserted in the current Management plan at the CPS Central Office, and one (1) copy should be kept at the school for use when planning any renovation and/or demolition activities in areas where ACBM has been identified. Also, periodic surveillance documentation and any summary reports from any response actions that are executed at the school should be used to update the Management Plan.

III. METHODOLOGY

Tasks performed on-site included the following:

1. Review current management plan, identify HA(s) and extract appropriate information.
2. Examine and verify abatement records.
3. Touch and visually and physically reinspect and reassess the condition of all friable known or assumed ACBM.
4. Touch and visually and physically reinspect all non-friable known or assumed ACBM to determine whether these materials have become friable since the last inspection or periodic surveillance.
5. Identify any condition changes that may affect Hazard ranking of known ACBM or Assumed ACBM, as well as any HA(s) that have become friable since the last reinspection.
6. Collect bulk samples from each newly discovered friable HA or previously assumed and submit for laboratory analysis.
7. Tabulate reinspection findings and submit for management planner review and recommendations with appropriate response actions based on the AHERA Damage Category of the ACBM.
8. Submit reinspection findings and management planner recommendations to the LEA within thirty (30) days for inclusion into the management plan.

IV. ABATEMENT HISTORY

The information collected from the existing management plan and inspection report(s) and from interviews with the school official revealed that the following asbestos abatement was conducted at the school since the previous Three year Reinspection.

Abatement Dates:

V. REASSESSMENTS AND RECOMMENDATIONS

The reassessments and recommendations are summarized in Tables I and II on the following pages. Detailed Hazard Assessment Sheets and Drawings and Photos (if applicable) are included in Appendix A.

VI. CONCLUSIONS

The Building Three-Year reinspection has been completed and response actions have been recommended for both friable and non-friable ACBM. A timely execution of the response actions recommended will enable the LEA and the Designated Person(s) to effectively manage the existing ACBM.

This three-year reinspection report should be inserted in the current Management plan at the CPS Central Office, and one (1) copy should be kept at the school for use when planning any renovation and/or demolition activities in areas where ACBM has been identified. Also, periodic surveillance documentation and any summary reports from any response actions that are executed at the school should be used to update the Management Plan.

III. METHODOLOGY

Tasks performed on-site included the following:

1. Review current management plan, identify HA(s) and extract appropriate information.
2. Examine and verify abatement records.
3. Touch and visually and physically reinspect and reassess the condition of all friable known or assumed ACBM.
4. Touch and visually and physically reinspect all non-friable known or assumed ACBM to determine whether these materials have become friable since the last inspection or periodic surveillance.
5. Identify any condition changes that may affect Hazard ranking of known ACBM or Assumed ACBM, as well as any HA(s) that have become friable since the last reinspection.
6. Collect bulk samples from each newly discovered friable HA or previously assumed and submit for laboratory analysis.
7. Tabulate reinspection findings and submit for management planner review and recommendations with appropriate response actions based on the AHERA Damage Category of the ACBM.
8. Submit reinspection findings and management planner recommendations to the LEA within thirty (30) days for inclusion into the management plan.

IV. ABATEMENT HISTORY

The information collected from the existing management plan and inspection report(s) and from interviews with the school official revealed that the following asbestos abatement was conducted at the school since the previous Three year Reinspection.

Abatement Dates:

V. REASSESSMENTS AND RECOMMENDATIONS

The reassessments and recommendations are summarized in Tables I and II on the following pages. Detailed Hazard Assessment Sheets and Drawings and Photos (if applicable) are included in Appendix A.

VI. CONCLUSIONS

The Building Three-Year reinspection has been completed and response actions have been recommended for both friable and non-friable ACBM. A timely execution of the response actions recommended will enable the LEA and the Designated Person(s) to effectively manage the existing ACBM.

This three-year reinspection report should be inserted in the current Management plan at the CPS Central Office, and one (1) copy should be kept at the school for use when planning any renovation and/or demolition activities in areas where ACBM has been identified. Also, periodic surveillance documentation and any summary reports from any response actions that are executed at the school should be used to update the Management Plan.

III. METHODOLOGY

Tasks performed on-site included the following:

1. Review current management plan, identify HA(s) and extract appropriate information.
2. Examine and verify abatement records.
3. Touch and visually and physically reinspect and reassess the condition of all friable known or assumed ACBM.
4. Touch and visually and physically reinspect all non-friable known or assumed ACBM to determine whether these materials have become friable since the last inspection or periodic surveillance.
5. Identify any condition changes that may affect Hazard ranking of known ACBM or Assumed ACBM, as well as any HA(s) that have become friable since the last reinspection.
6. Collect bulk samples from each newly discovered friable HA or previously assumed and submit for laboratory analysis.
7. Tabulate reinspection findings and submit for management planner review and recommendations with appropriate response actions based on the AHERA Damage Category of the ACBM.
8. Submit reinspection findings and management planner recommendations to the LEA within thirty (30) days for inclusion into the management plan.

IV. ABATEMENT HISTORY

The information collected from the existing management plan and inspection report(s) and from interviews with the school official revealed that the following asbestos abatement was conducted at the school since the previous Three year Reinspection.

Abatement Dates:

V. REASSESSMENTS AND RECOMMENDATIONS

The reassessments and recommendations are summarized in Tables I and II on the following pages. Detailed Hazard Assessment Sheets and Drawings and Photos (if applicable) are included in Appendix A.

VI. CONCLUSIONS

The Building Three-Year reinspection has been completed and response actions have been recommended for both friable and non-friable ACBM. A timely execution of the response actions recommended will enable the LEA and the Designated Person(s) to effectively manage the existing ACBM.

This three-year reinspection report should be inserted in the current Management plan at the CPS Central Office, and one (1) copy should be kept at the school for use when planning any renovation and/or demolition activities in areas where ACBM has been identified. Also, periodic surveillance documentation and any summary reports from any response actions that are executed at the school should be used to update the Management Plan.

III. METHODOLOGY

Tasks performed on-site included the following:

1. Review current management plan, identify HA(s) and extract appropriate information.
2. Examine and verify abatement records.
3. Touch and visually and physically reinspect and reassess the condition of all friable known or assumed ACBM.
4. Touch and visually and physically reinspect all non-friable known or assumed ACBM to determine whether these materials have become friable since the last inspection or periodic surveillance.
5. Identify any condition changes that may affect Hazard ranking of known ACBM or Assumed ACBM, as well as any HA(s) that have become friable since the last reinspection.
6. Collect bulk samples from each newly discovered friable HA or previously assumed and submit for laboratory analysis.
7. Tabulate reinspection findings and submit for management planner review and recommendations with appropriate response actions based on the AHERA Damage Category of the ACBM.
8. Submit reinspection findings and management planner recommendations to the LEA within thirty (30) days for inclusion into the management plan.

IV. ABATEMENT HISTORY

The information collected from the existing management plan and inspection report(s) and from interviews with the school official revealed that the following asbestos abatement was conducted at the school since the previous Three year Reinspection.

Abatement Dates:

V. REASSESSMENTS AND RECOMMENDATIONS

The reassessments and recommendations are summarized in Tables I and II on the following pages. Detailed Hazard Assessment Sheets and Drawings and Photos (if applicable) are included in Appendix A.

VI. CONCLUSIONS

The Building Three-Year reinspection has been completed and response actions have been recommended for both friable and non-friable ACBM. A timely execution of the response actions recommended will enable the LEA and the Designated Person(s) to effectively manage the existing ACBM.

This three-year reinspection report should be inserted in the current Management plan at the CPS Central Office, and one (1) copy should be kept at the school for use when planning any renovation and/or demolition activities in areas where ACBM has been identified. Also, periodic surveillance documentation and any summary reports from any response actions that are executed at the school should be used to update the Management Plan.

III. METHODOLOGY

Tasks performed on-site included the following:

1. Review current management plan, identify HA(s) and extract appropriate information.
2. Examine and verify abatement records.
3. Touch and visually and physically reinspect and reassess the condition of all friable known or assumed ACBM.
4. Touch and visually and physically reinspect all non-friable known or assumed ACBM to determine whether these materials have become friable since the last inspection or periodic surveillance.
5. Identify any condition changes that may affect Hazard ranking of known ACBM or Assumed ACBM, as well as any HA(s) that have become friable since the last reinspection.
6. Collect bulk samples from each newly discovered friable HA or previously assumed and submit for laboratory analysis.
7. Tabulate reinspection findings and submit for management planner review and recommendations with appropriate response actions based on the AHERA Damage Category of the ACBM.
8. Submit reinspection findings and management planner recommendations to the LEA within thirty (30) days for inclusion into the management plan.

IV. ABATEMENT HISTORY

The information collected from the existing management plan and inspection report(s) and from interviews with the school official revealed that the following asbestos abatement was conducted at the school since the previous Three year Reinspection.

Abatement Dates:

V. REASSESSMENTS AND RECOMMENDATIONS

The reassessments and recommendations are summarized in Tables I and II on the following pages. Detailed Hazard Assessment Sheets and Drawings and Photos (if applicable) are included in Appendix A.

VI. CONCLUSIONS

The Building Three-Year reinspection has been completed and response actions have been recommended for both friable and non-friable ACBM. A timely execution of the response actions recommended will enable the LEA and the Designated Person(s) to effectively manage the existing ACBM.

This three-year reinspection report should be inserted in the current Management plan at the CPS Central Office, and one (1) copy should be kept at the school for use when planning any renovation and/or demolition activities in areas where ACBM has been identified. Also, periodic surveillance documentation and any summary reports from any response actions that are executed at the school should be used to update the Management Plan.

III. METHODOLOGY

Tasks performed on-site included the following:

1. Review current management plan, identify HA(s) and extract appropriate information.
2. Examine and verify abatement records.
3. Touch and visually and physically reinspect and reassess the condition of all friable known or assumed ACBM.
4. Touch and visually and physically reinspect all non-friable known or assumed ACBM to determine whether these materials have become friable since the last inspection or periodic surveillance.
5. Identify any condition changes that may affect Hazard ranking of known ACBM or Assumed ACBM, as well as any HA(s) that have become friable since the last reinspection.
6. Collect bulk samples from each newly discovered friable HA or previously assumed and submit for laboratory analysis.
7. Tabulate reinspection findings and submit for management planner review and recommendations with appropriate response actions based on the AHERA Damage Category of the ACBM.
8. Submit reinspection findings and management planner recommendations to the LEA within thirty (30) days for inclusion into the management plan.

IV. ABATEMENT HISTORY

The information collected from the existing management plan and inspection report(s) and from interviews with the school official revealed that the following asbestos abatement was conducted at the school since the previous Three year Reinspection.

Abatement Dates:

V. REASSESSMENTS AND RECOMMENDATIONS

The reassessments and recommendations are summarized in Tables I and II on the following pages. Detailed Hazard Assessment Sheets and Drawings and Photos (if applicable) are included in Appendix A.

VI. CONCLUSIONS

The Building Three-Year reinspection has been completed and response actions have been recommended for both friable and non-friable ACBM. A timely execution of the response actions recommended will enable the LEA and the Designated Person(s) to effectively manage the existing ACBM.

This three-year reinspection report should be inserted in the current Management plan at the CPS Central Office, and one (1) copy should be kept at the school for use when planning any renovation and/or demolition activities in areas where ACBM has been identified. Also, periodic surveillance documentation and any summary reports from any response actions that are executed at the school should be used to update the Management Plan.

III. METHODOLOGY

Tasks performed on-site included the following:

1. Review current management plan, identify HA(s) and extract appropriate information.
2. Examine and verify abatement records.
3. Touch and visually and physically reinspect and reassess the condition of all friable known or assumed ACBM.
4. Touch and visually and physically reinspect all non-friable known or assumed ACBM to determine whether these materials have become friable since the last inspection or periodic surveillance.
5. Identify any condition changes that may affect Hazard ranking of known ACBM or Assumed ACBM, as well as any HA(s) that have become friable since the last reinspection.
6. Collect bulk samples from each newly discovered friable HA or previously assumed and submit for laboratory analysis.
7. Tabulate reinspection findings and submit for management planner review and recommendations with appropriate response actions based on the AHERA Damage Category of the ACBM.
8. Submit reinspection findings and management planner recommendations to the LEA within thirty (30) days for inclusion into the management plan.

IV. ABATEMENT HISTORY

The information collected from the existing management plan and inspection report(s) and from interviews with the school official revealed that the following asbestos abatement was conducted at the school since the previous Three year Reinspection.

Abatement Dates:

V. REASSESSMENTS AND RECOMMENDATIONS

The reassessments and recommendations are summarized in Tables I and II on the following pages. Detailed Hazard Assessment Sheets and Drawings and Photos (if applicable) are included in Appendix A.

VI. CONCLUSIONS

The Building Three-Year reinspection has been completed and response actions have been recommended for both friable and non-friable ACBM. A timely execution of the response actions recommended will enable the LEA and the Designated Person(s) to effectively manage the existing ACBM.

This three-year reinspection report should be inserted in the current Management plan at the CPS Central Office, and one (1) copy should be kept at the school for use when planning any renovation and/or demolition activities in areas where ACBM has been identified. Also, periodic surveillance documentation and any summary reports from any response actions that are executed at the school should be used to update the Management Plan.

III. METHODOLOGY

Tasks performed on-site included the following:

1. Review current management plan, identify HA(s) and extract appropriate information.
2. Examine and verify abatement records.
3. Touch and visually and physically reinspect and reassess the condition of all friable known or assumed ACBM.
4. Touch and visually and physically reinspect all non-friable known or assumed ACBM to determine whether these materials have become friable since the last inspection or periodic surveillance.
5. Identify any condition changes that may affect Hazard ranking of known ACBM or Assumed ACBM, as well as any HA(s) that have become friable since the last reinspection.
6. Collect bulk samples from each newly discovered friable HA or previously assumed and submit for laboratory analysis.
7. Tabulate reinspection findings and submit for management planner review and recommendations with appropriate response actions based on the AHERA Damage Category of the ACBM.
8. Submit reinspection findings and management planner recommendations to the LEA within thirty (30) days for inclusion into the management plan.

IV. ABATEMENT HISTORY

The information collected from the existing management plan and inspection report(s) and from interviews with the school official revealed that the following asbestos abatement was conducted at the school since the previous Three year Reinspection.

Abatement Dates:

V. REASSESSMENTS AND RECOMMENDATIONS

The reassessments and recommendations are summarized in Tables I and II on the following pages. Detailed Hazard Assessment Sheets and Drawings and Photos (if applicable) are included in Appendix A.

VI. CONCLUSIONS

The Building Three-Year reinspection has been completed and response actions have been recommended for both friable and non-friable ACBM. A timely execution of the response actions recommended will enable the LEA and the Designated Person(s) to effectively manage the existing ACBM.

This three-year reinspection report should be inserted in the current Management plan at the CPS Central Office, and one (1) copy should be kept at the school for use when planning any renovation and/or demolition activities in areas where ACBM has been identified. Also, periodic surveillance documentation and any summary reports from any response actions that are executed at the school should be used to update the Management Plan.

III. METHODOLOGY

Tasks performed on-site included the following:

1. Review current management plan, identify HA(s) and extract appropriate information.
2. Examine and verify abatement records.
3. Touch and visually and physically reinspect and reassess the condition of all friable known or assumed ACBM.
4. Touch and visually and physically reinspect all non-friable known or assumed ACBM to determine whether these materials have become friable since the last inspection or periodic surveillance.
5. Identify any condition changes that may affect Hazard ranking of known ACBM or Assumed ACBM, as well as any HA(s) that have become friable since the last reinspection.
6. Collect bulk samples from each newly discovered friable HA or previously assumed and submit for laboratory analysis.
7. Tabulate reinspection findings and submit for management planner review and recommendations with appropriate response actions based on the AHERA Damage Category of the ACBM.
8. Submit reinspection findings and management planner recommendations to the LEA within thirty (30) days for inclusion into the management plan.

IV. ABATEMENT HISTORY

The information collected from the existing management plan and inspection report(s) and from interviews with the school official revealed that the following asbestos abatement was conducted at the school since the previous Three year Reinspection.

Abatement Dates:

V. REASSESSMENTS AND RECOMMENDATIONS

The reassessments and recommendations are summarized in Tables I and II on the following pages. Detailed Hazard Assessment Sheets and Drawings and Photos (if applicable) are included in Appendix A.

VI. CONCLUSIONS

The Building Three-Year reinspection has been completed and response actions have been recommended for both friable and non-friable ACBM. A timely execution of the response actions recommended will enable the LEA and the Designated Person(s) to effectively manage the existing ACBM.

This three-year reinspection report should be inserted in the current Management plan at the CPS Central Office, and one (1) copy should be kept at the school for use when planning any renovation and/or demolition activities in areas where ACBM has been identified. Also, periodic surveillance documentation and any summary reports from any response actions that are executed at the school should be used to update the Management Plan.

III. METHODOLOGY

Tasks performed on-site included the following:

1. Review current management plan, identify HA(s) and extract appropriate information.
2. Examine and verify abatement records.
3. Touch and visually and physically reinspect and reassess the condition of all friable known or assumed ACBM.
4. Touch and visually and physically reinspect all non-friable known or assumed ACBM to determine whether these materials have become friable since the last inspection or periodic surveillance.
5. Identify any condition changes that may affect Hazard ranking of known ACBM or Assumed ACBM, as well as any HA(s) that have become friable since the last reinspection.
6. Collect bulk samples from each newly discovered friable HA or previously assumed and submit for laboratory analysis.
7. Tabulate reinspection findings and submit for management planner review and recommendations with appropriate response actions based on the AHERA Damage Category of the ACBM.
8. Submit reinspection findings and management planner recommendations to the LEA within thirty (30) days for inclusion into the management plan.

IV. ABATEMENT HISTORY

The information collected from the existing management plan and inspection report(s) and from interviews with the school official revealed that the following asbestos abatement was conducted at the school since the previous Three year Reinspection.

Abatement Dates:

V. REASSESSMENTS AND RECOMMENDATIONS

The reassessments and recommendations are summarized in Tables I and II on the following pages. Detailed Hazard Assessment Sheets and Drawings and Photos (if applicable) are included in Appendix A.

VI. CONCLUSIONS

The Building Three-Year reinspection has been completed and response actions have been recommended for both friable and non-friable ACBM. A timely execution of the response actions recommended will enable the LEA and the Designated Person(s) to effectively manage the existing ACBM.

This three-year reinspection report should be inserted in the current Management plan at the CPS Central Office, and one (1) copy should be kept at the school for use when planning any renovation and/or demolition activities in areas where ACBM has been identified. Also, periodic surveillance documentation and any summary reports from any response actions that are executed at the school should be used to update the Management Plan.

III. METHODOLOGY

Tasks performed on-site included the following:

1. Review current management plan, identify HA(s) and extract appropriate information.
2. Examine and verify abatement records.
3. Touch and visually and physically reinspect and reassess the condition of all friable known or assumed ACBM.
4. Touch and visually and physically reinspect all non-friable known or assumed ACBM to determine whether these materials have become friable since the last inspection or periodic surveillance.
5. Identify any condition changes that may affect Hazard ranking of known ACBM or Assumed ACBM, as well as any HA(s) that have become friable since the last reinspection.
6. Collect bulk samples from each newly discovered friable HA or previously assumed and submit for laboratory analysis.
7. Tabulate reinspection findings and submit for management planner review and recommendations with appropriate response actions based on the AHERA Damage Category of the ACBM.
8. Submit reinspection findings and management planner recommendations to the LEA within thirty (30) days for inclusion into the management plan.

IV. ABATEMENT HISTORY

The information collected from the existing management plan and inspection report(s) and from interviews with the school official revealed that the following asbestos abatement was conducted at the school since the previous Three year Reinspection.

Abatement Dates:

V. REASSESSMENTS AND RECOMMENDATIONS

The reassessments and recommendations are summarized in Tables I and II on the following pages. Detailed Hazard Assessment Sheets and Drawings and Photos (if applicable) are included in Appendix A.

VI. CONCLUSIONS

The Building Three-Year reinspection has been completed and response actions have been recommended for both friable and non-friable ACBM. A timely execution of the response actions recommended will enable the LEA and the Designated Person(s) to effectively manage the existing ACBM.

This three-year reinspection report should be inserted in the current Management plan at the CPS Central Office, and one (1) copy should be kept at the school for use when planning any renovation and/or demolition activities in areas where ACBM has been identified. Also, periodic surveillance documentation and any summary reports from any response actions that are executed at the school should be used to update the Management Plan.

III. METHODOLOGY

Tasks performed on-site included the following:

1. Review current management plan, identify HA(s) and extract appropriate information.
2. Examine and verify abatement records.
3. Touch and visually and physically reinspect and reassess the condition of all friable known or assumed ACBM.
4. Touch and visually and physically reinspect all non-friable known or assumed ACBM to determine whether these materials have become friable since the last inspection or periodic surveillance.
5. Identify any condition changes that may affect Hazard ranking of known ACBM or Assumed ACBM, as well as any HA(s) that have become friable since the last reinspection.
6. Collect bulk samples from each newly discovered friable HA or previously assumed and submit for laboratory analysis.
7. Tabulate reinspection findings and submit for management planner review and recommendations with appropriate response actions based on the AHERA Damage Category of the ACBM.
8. Submit reinspection findings and management planner recommendations to the LEA within thirty (30) days for inclusion into the management plan.

IV. ABATEMENT HISTORY

The information collected from the existing management plan and inspection report(s) and from interviews with the school official revealed that the following asbestos abatement was conducted at the school since the previous Three year Reinspection.

Abatement Dates:

V. REASSESSMENTS AND RECOMMENDATIONS

The reassessments and recommendations are summarized in Tables I and II on the following pages. Detailed Hazard Assessment Sheets and Drawings and Photos (if applicable) are included in Appendix A.

VI. CONCLUSIONS

The Building Three-Year reinspection has been completed and response actions have been recommended for both friable and non-friable ACBM. A timely execution of the response actions recommended will enable the LEA and the Designated Person(s) to effectively manage the existing ACBM.

This three-year reinspection report should be inserted in the current Management plan at the CPS Central Office, and one (1) copy should be kept at the school for use when planning any renovation and/or demolition activities in areas where ACBM has been identified. Also, periodic surveillance documentation and any summary reports from any response actions that are executed at the school should be used to update the Management Plan.

III. METHODOLOGY

Tasks performed on-site included the following:

1. Review current management plan, identify HA(s) and extract appropriate information.
2. Examine and verify abatement records.
3. Touch and visually and physically reinspect and reassess the condition of all friable known or assumed ACBM.
4. Touch and visually and physically reinspect all non-friable known or assumed ACBM to determine whether these materials have become friable since the last inspection or periodic surveillance.
5. Identify any condition changes that may affect Hazard ranking of known ACBM or Assumed ACBM, as well as any HA(s) that have become friable since the last reinspection.
6. Collect bulk samples from each newly discovered friable HA or previously assumed and submit for laboratory analysis.
7. Tabulate reinspection findings and submit for management planner review and recommendations with appropriate response actions based on the AHERA Damage Category of the ACBM.
8. Submit reinspection findings and management planner recommendations to the LEA within thirty (30) days for inclusion into the management plan.

IV. ABATEMENT HISTORY

The information collected from the existing management plan and inspection report(s) and from interviews with the school official revealed that the following asbestos abatement was conducted at the school since the previous Three year Reinspection.

Abatement Dates:

V. REASSESSMENTS AND RECOMMENDATIONS

The reassessments and recommendations are summarized in Tables I and II on the following pages. Detailed Hazard Assessment Sheets and Drawings and Photos (if applicable) are included in Appendix A.

VI. CONCLUSIONS

The Building Three-Year reinspection has been completed and response actions have been recommended for both friable and non-friable ACBM. A timely execution of the response actions recommended will enable the LEA and the Designated Person(s) to effectively manage the existing ACBM.

This three-year reinspection report should be inserted in the current Management plan at the CPS Central Office, and one (1) copy should be kept at the school for use when planning any renovation and/or demolition activities in areas where ACBM has been identified. Also, periodic surveillance documentation and any summary reports from any response actions that are executed at the school should be used to update the Management Plan.

III. METHODOLOGY

Tasks performed on-site included the following:

1. Review current management plan, identify HA(s) and extract appropriate information.
2. Examine and verify abatement records.
3. Touch and visually and physically reinspect and reassess the condition of all friable known or assumed ACBM.
4. Touch and visually and physically reinspect all non-friable known or assumed ACBM to determine whether these materials have become friable since the last inspection or periodic surveillance.
5. Identify any condition changes that may affect Hazard ranking of known ACBM or Assumed ACBM, as well as any HA(s) that have become friable since the last reinspection.
6. Collect bulk samples from each newly discovered friable HA or previously assumed and submit for laboratory analysis.
7. Tabulate reinspection findings and submit for management planner review and recommendations with appropriate response actions based on the AHERA Damage Category of the ACBM.
8. Submit reinspection findings and management planner recommendations to the LEA within thirty (30) days for inclusion into the management plan.

IV. ABATEMENT HISTORY

The information collected from the existing management plan and inspection report(s) and from interviews with the school official revealed that the following asbestos abatement was conducted at the school since the previous Three year Reinspection.

Abatement Dates:

V. REASSESSMENTS AND RECOMMENDATIONS

The reassessments and recommendations are summarized in Tables I and II on the following pages. Detailed Hazard Assessment Sheets and Drawings and Photos (if applicable) are included in Appendix A.

VI. CONCLUSIONS

The Building Three-Year reinspection has been completed and response actions have been recommended for both friable and non-friable ACBM. A timely execution of the response actions recommended will enable the LEA and the Designated Person(s) to effectively manage the existing ACBM.

This three-year reinspection report should be inserted in the current Management plan at the CPS Central Office, and one (1) copy should be kept at the school for use when planning any renovation and/or demolition activities in areas where ACBM has been identified. Also, periodic surveillance documentation and any summary reports from any response actions that are executed at the school should be used to update the Management Plan.

III. METHODOLOGY

Tasks performed on-site included the following:

1. Review current management plan, identify HA(s) and extract appropriate information.
2. Examine and verify abatement records.
3. Touch and visually and physically reinspect and reassess the condition of all friable known or assumed ACBM.
4. Touch and visually and physically reinspect all non-friable known or assumed ACBM to determine whether these materials have become friable since the last inspection or periodic surveillance.
5. Identify any condition changes that may affect Hazard ranking of known ACBM or Assumed ACBM, as well as any HA(s) that have become friable since the last reinspection.
6. Collect bulk samples from each newly discovered friable HA or previously assumed and submit for laboratory analysis.
7. Tabulate reinspection findings and submit for management planner review and recommendations with appropriate response actions based on the AHERA Damage Category of the ACBM.
8. Submit reinspection findings and management planner recommendations to the LEA within thirty (30) days for inclusion into the management plan.

IV. ABATEMENT HISTORY

The information collected from the existing management plan and inspection report(s) and from interviews with the school official revealed that the following asbestos abatement was conducted at the school since the previous Three year Reinspection.

Abatement Dates:

V. REASSESSMENTS AND RECOMMENDATIONS

The reassessments and recommendations are summarized in Tables I and II on the following pages. Detailed Hazard Assessment Sheets and Drawings and Photos (if applicable) are included in Appendix A.

VI. CONCLUSIONS

The Building Three-Year reinspection has been completed and response actions have been recommended for both friable and non-friable ACBM. A timely execution of the response actions recommended will enable the LEA and the Designated Person(s) to effectively manage the existing ACBM.

This three-year reinspection report should be inserted in the current Management plan at the CPS Central Office, and one (1) copy should be kept at the school for use when planning any renovation and/or demolition activities in areas where ACBM has been identified. Also, periodic surveillance documentation and any summary reports from any response actions that are executed at the school should be used to update the Management Plan.

III. METHODOLOGY

Tasks performed on-site included the following:

1. Review current management plan, identify HA(s) and extract appropriate information.
2. Examine and verify abatement records.
3. Touch and visually and physically reinspect and reassess the condition of all friable known or assumed ACBM.
4. Touch and visually and physically reinspect all non-friable known or assumed ACBM to determine whether these materials have become friable since the last inspection or periodic surveillance.
5. Identify any condition changes that may affect Hazard ranking of known ACBM or Assumed ACBM, as well as any HA(s) that have become friable since the last reinspection.
6. Collect bulk samples from each newly discovered friable HA or previously assumed and submit for laboratory analysis.
7. Tabulate reinspection findings and submit for management planner review and recommendations with appropriate response actions based on the AHERA Damage Category of the ACBM.
8. Submit reinspection findings and management planner recommendations to the LEA within thirty (30) days for inclusion into the management plan.

IV. ABATEMENT HISTORY

The information collected from the existing management plan and inspection report(s) and from interviews with the school official revealed that the following asbestos abatement was conducted at the school since the previous Three year Reinspection.

Abatement Dates:

V. REASSESSMENTS AND RECOMMENDATIONS

The reassessments and recommendations are summarized in Tables I and II on the following pages. Detailed Hazard Assessment Sheets and Drawings and Photos (if applicable) are included in Appendix A.

VI. CONCLUSIONS

The Building Three-Year reinspection has been completed and response actions have been recommended for both friable and non-friable ACBM. A timely execution of the response actions recommended will enable the LEA and the Designated Person(s) to effectively manage the existing ACBM.

This three-year reinspection report should be inserted in the current Management plan at the CPS Central Office, and one (1) copy should be kept at the school for use when planning any renovation and/or demolition activities in areas where ACBM has been identified. Also, periodic surveillance documentation and any summary reports from any response actions that are executed at the school should be used to update the Management Plan.

III. METHODOLOGY

Tasks performed on-site included the following:

1. Review current management plan, identify HA(s) and extract appropriate information.
2. Examine and verify abatement records.
3. Touch and visually and physically reinspect and reassess the condition of all friable known or assumed ACBM.
4. Touch and visually and physically reinspect all non-friable known or assumed ACBM to determine whether these materials have become friable since the last inspection or periodic surveillance.
5. Identify any condition changes that may affect Hazard ranking of known ACBM or Assumed ACBM, as well as any HA(s) that have become friable since the last reinspection.
6. Collect bulk samples from each newly discovered friable HA or previously assumed and submit for laboratory analysis.
7. Tabulate reinspection findings and submit for management planner review and recommendations with appropriate response actions based on the AHERA Damage Category of the ACBM.
8. Submit reinspection findings and management planner recommendations to the LEA within thirty (30) days for inclusion into the management plan.

IV. ABATEMENT HISTORY

The information collected from the existing management plan and inspection report(s) and from interviews with the school official revealed that the following asbestos abatement was conducted at the school since the previous Three year Reinspection.

Abatement Dates:

V. REASSESSMENTS AND RECOMMENDATIONS

The reassessments and recommendations are summarized in Tables I and II on the following pages. Detailed Hazard Assessment Sheets and Drawings and Photos (if applicable) are included in Appendix A.

VI. CONCLUSIONS

The Building Three-Year reinspection has been completed and response actions have been recommended for both friable and non-friable ACBM. A timely execution of the response actions recommended will enable the LEA and the Designated Person(s) to effectively manage the existing ACBM.

This three-year reinspection report should be inserted in the current Management plan at the CPS Central Office, and one (1) copy should be kept at the school for use when planning any renovation and/or demolition activities in areas where ACBM has been identified. Also, periodic surveillance documentation and any summary reports from any response actions that are executed at the school should be used to update the Management Plan.

III. METHODOLOGY

Tasks performed on-site included the following:

1. Review current management plan, identify HA(s) and extract appropriate information.
2. Examine and verify abatement records.
3. Touch and visually and physically reinspect and reassess the condition of all friable known or assumed ACBM.
4. Touch and visually and physically reinspect all non-friable known or assumed ACBM to determine whether these materials have become friable since the last inspection or periodic surveillance.
5. Identify any condition changes that may affect Hazard ranking of known ACBM or Assumed ACBM, as well as any HA(s) that have become friable since the last reinspection.
6. Collect bulk samples from each newly discovered friable HA or previously assumed and submit for laboratory analysis.
7. Tabulate reinspection findings and submit for management planner review and recommendations with appropriate response actions based on the AHERA Damage Category of the ACBM.
8. Submit reinspection findings and management planner recommendations to the LEA within thirty (30) days for inclusion into the management plan.

IV. ABATEMENT HISTORY

The information collected from the existing management plan and inspection report(s) and from interviews with the school official revealed that the following asbestos abatement was conducted at the school since the previous Three year Reinspection.

Abatement Dates:

V. REASSESSMENTS AND RECOMMENDATIONS

The reassessments and recommendations are summarized in Tables I and II on the following pages. Detailed Hazard Assessment Sheets and Drawings and Photos (if applicable) are included in Appendix A.

VI. CONCLUSIONS

The Building Three-Year reinspection has been completed and response actions have been recommended for both friable and non-friable ACBM. A timely execution of the response actions recommended will enable the LEA and the Designated Person(s) to effectively manage the existing ACBM.

This three-year reinspection report should be inserted in the current Management plan at the CPS Central Office, and one (1) copy should be kept at the school for use when planning any renovation and/or demolition activities in areas where ACBM has been identified. Also, periodic surveillance documentation and any summary reports from any response actions that are executed at the school should be used to update the Management Plan.

III. METHODOLOGY

Tasks performed on-site included the following:

1. Review current management plan, identify HA(s) and extract appropriate information.
2. Examine and verify abatement records.
3. Touch and visually and physically reinspect and reassess the condition of all friable known or assumed ACBM.
4. Touch and visually and physically reinspect all non-friable known or assumed ACBM to determine whether these materials have become friable since the last inspection or periodic surveillance.
5. Identify any condition changes that may affect Hazard ranking of known ACBM or Assumed ACBM, as well as any HA(s) that have become friable since the last reinspection.
6. Collect bulk samples from each newly discovered friable HA or previously assumed and submit for laboratory analysis.
7. Tabulate reinspection findings and submit for management planner review and recommendations with appropriate response actions based on the AHERA Damage Category of the ACBM.
8. Submit reinspection findings and management planner recommendations to the LEA within thirty (30) days for inclusion into the management plan.

IV. ABATEMENT HISTORY

The information collected from the existing management plan and inspection report(s) and from interviews with the school official revealed that the following asbestos abatement was conducted at the school since the previous Three year Reinspection.

Abatement Dates:

V. REASSESSMENTS AND RECOMMENDATIONS

The reassessments and recommendations are summarized in Tables I and II on the following pages. Detailed Hazard Assessment Sheets and Drawings and Photos (if applicable) are included in Appendix A.

VI. CONCLUSIONS

The Building Three-Year reinspection has been completed and response actions have been recommended for both friable and non-friable ACBM. A timely execution of the response actions recommended will enable the LEA and the Designated Person(s) to effectively manage the existing ACBM.

This three-year reinspection report should be inserted in the current Management plan at the CPS Central Office, and one (1) copy should be kept at the school for use when planning any renovation and/or demolition activities in areas where ACBM has been identified. Also, periodic surveillance documentation and any summary reports from any response actions that are executed at the school should be used to update the Management Plan.

III. METHODOLOGY

Tasks performed on-site included the following:

1. Review current management plan, identify HA(s) and extract appropriate information.
2. Examine and verify abatement records.
3. Touch and visually and physically reinspect and reassess the condition of all friable known or assumed ACBM.
4. Touch and visually and physically reinspect all non-friable known or assumed ACBM to determine whether these materials have become friable since the last inspection or periodic surveillance.
5. Identify any condition changes that may affect Hazard ranking of known ACBM or Assumed ACBM, as well as any HA(s) that have become friable since the last reinspection.
6. Collect bulk samples from each newly discovered friable HA or previously assumed and submit for laboratory analysis.
7. Tabulate reinspection findings and submit for management planner review and recommendations with appropriate response actions based on the AHERA Damage Category of the ACBM.
8. Submit reinspection findings and management planner recommendations to the LEA within thirty (30) days for inclusion into the management plan.

IV. ABATEMENT HISTORY

The information collected from the existing management plan and inspection report(s) and from interviews with the school official revealed that the following asbestos abatement was conducted at the school since the previous Three year Reinspection.

Abatement Dates:

V. REASSESSMENTS AND RECOMMENDATIONS

The reassessments and recommendations are summarized in Tables I and II on the following pages. Detailed Hazard Assessment Sheets and Drawings and Photos (if applicable) are included in Appendix A.

VI. CONCLUSIONS

The Building Three-Year reinspection has been completed and response actions have been recommended for both friable and non-friable ACBM. A timely execution of the response actions recommended will enable the LEA and the Designated Person(s) to effectively manage the existing ACBM.

This three-year reinspection report should be inserted in the current Management plan at the CPS Central Office, and one (1) copy should be kept at the school for use when planning any renovation and/or demolition activities in areas where ACBM has been identified. Also, periodic surveillance documentation and any summary reports from any response actions that are executed at the school should be used to update the Management Plan.

III. METHODOLOGY

Tasks performed on-site included the following:

1. Review current management plan, identify HA(s) and extract appropriate information.
2. Examine and verify abatement records.
3. Touch and visually and physically reinspect and reassess the condition of all friable known or assumed ACBM.
4. Touch and visually and physically reinspect all non-friable known or assumed ACBM to determine whether these materials have become friable since the last inspection or periodic surveillance.
5. Identify any condition changes that may affect Hazard ranking of known ACBM or Assumed ACBM, as well as any HA(s) that have become friable since the last reinspection.
6. Collect bulk samples from each newly discovered friable HA or previously assumed and submit for laboratory analysis.
7. Tabulate reinspection findings and submit for management planner review and recommendations with appropriate response actions based on the AHERA Damage Category of the ACBM.
8. Submit reinspection findings and management planner recommendations to the LEA within thirty (30) days for inclusion into the management plan.

IV. ABATEMENT HISTORY

The information collected from the existing management plan and inspection report(s) and from interviews with the school official revealed that the following asbestos abatement was conducted at the school since the previous Three year Reinspection.

Abatement Dates:

V. REASSESSMENTS AND RECOMMENDATIONS

The reassessments and recommendations are summarized in Tables I and II on the following pages. Detailed Hazard Assessment Sheets and Drawings and Photos (if applicable) are included in Appendix A.

VI. CONCLUSIONS

The Building Three-Year reinspection has been completed and response actions have been recommended for both friable and non-friable ACBM. A timely execution of the response actions recommended will enable the LEA and the Designated Person(s) to effectively manage the existing ACBM.

This three-year reinspection report should be inserted in the current Management plan at the CPS Central Office, and one (1) copy should be kept at the school for use when planning any renovation and/or demolition activities in areas where ACBM has been identified. Also, periodic surveillance documentation and any summary reports from any response actions that are executed at the school should be used to update the Management Plan.

III. METHODOLOGY

Tasks performed on-site included the following:

1. Review current management plan, identify HA(s) and extract appropriate information.
2. Examine and verify abatement records.
3. Touch and visually and physically reinspect and reassess the condition of all friable known or assumed ACBM.
4. Touch and visually and physically reinspect all non-friable known or assumed ACBM to determine whether these materials have become friable since the last inspection or periodic surveillance.
5. Identify any condition changes that may affect Hazard ranking of known ACBM or Assumed ACBM, as well as any HA(s) that have become friable since the last reinspection.
6. Collect bulk samples from each newly discovered friable HA or previously assumed and submit for laboratory analysis.
7. Tabulate reinspection findings and submit for management planner review and recommendations with appropriate response actions based on the AHERA Damage Category of the ACBM.
8. Submit reinspection findings and management planner recommendations to the LEA within thirty (30) days for inclusion into the management plan.

IV. ABATEMENT HISTORY

The information collected from the existing management plan and inspection report(s) and from interviews with the school official revealed that the following asbestos abatement was conducted at the school since the previous Three year Reinspection.

Abatement Dates:

V. REASSESSMENTS AND RECOMMENDATIONS

The reassessments and recommendations are summarized in Tables I and II on the following pages. Detailed Hazard Assessment Sheets and Drawings and Photos (if applicable) are included in Appendix A.

VI. CONCLUSIONS

The Building Three-Year reinspection has been completed and response actions have been recommended for both friable and non-friable ACBM. A timely execution of the response actions recommended will enable the LEA and the Designated Person(s) to effectively manage the existing ACBM.

This three-year reinspection report should be inserted in the current Management plan at the CPS Central Office, and one (1) copy should be kept at the school for use when planning any renovation and/or demolition activities in areas where ACBM has been identified. Also, periodic surveillance documentation and any summary reports from any response actions that are executed at the school should be used to update the Management Plan.

III. METHODOLOGY

Tasks performed on-site included the following:

1. Review current management plan, identify HA(s) and extract appropriate information.
2. Examine and verify abatement records.
3. Touch and visually and physically reinspect and reassess the condition of all friable known or assumed ACBM.
4. Touch and visually and physically reinspect all non-friable known or assumed ACBM to determine whether these materials have become friable since the last inspection or periodic surveillance.
5. Identify any condition changes that may affect Hazard ranking of known ACBM or Assumed ACBM, as well as any HA(s) that have become friable since the last reinspection.
6. Collect bulk samples from each newly discovered friable HA or previously assumed and submit for laboratory analysis.
7. Tabulate reinspection findings and submit for management planner review and recommendations with appropriate response actions based on the AHERA Damage Category of the ACBM.
8. Submit reinspection findings and management planner recommendations to the LEA within thirty (30) days for inclusion into the management plan.

IV. ABATEMENT HISTORY

The information collected from the existing management plan and inspection report(s) and from interviews with the school official revealed that the following asbestos abatement was conducted at the school since the previous Three year Reinspection.

Abatement Dates:

V. REASSESSMENTS AND RECOMMENDATIONS

The reassessments and recommendations are summarized in Tables I and II on the following pages. Detailed Hazard Assessment Sheets and Drawings and Photos (if applicable) are included in Appendix A.

VI. CONCLUSIONS

The Building Three-Year reinspection has been completed and response actions have been recommended for both friable and non-friable ACBM. A timely execution of the response actions recommended will enable the LEA and the Designated Person(s) to effectively manage the existing ACBM.

This three-year reinspection report should be inserted in the current Management plan at the CPS Central Office, and one (1) copy should be kept at the school for use when planning any renovation and/or demolition activities in areas where ACBM has been identified. Also, periodic surveillance documentation and any summary reports from any response actions that are executed at the school should be used to update the Management Plan.

III. METHODOLOGY

Tasks performed on-site included the following:

1. Review current management plan, identify HA(s) and extract appropriate information.
2. Examine and verify abatement records.
3. Touch and visually and physically reinspect and reassess the condition of all friable known or assumed ACBM.
4. Touch and visually and physically reinspect all non-friable known or assumed ACBM to determine whether these materials have become friable since the last inspection or periodic surveillance.
5. Identify any condition changes that may affect Hazard ranking of known ACBM or Assumed ACBM, as well as any HA(s) that have become friable since the last reinspection.
6. Collect bulk samples from each newly discovered friable HA or previously assumed and submit for laboratory analysis.
7. Tabulate reinspection findings and submit for management planner review and recommendations with appropriate response actions based on the AHERA Damage Category of the ACBM.
8. Submit reinspection findings and management planner recommendations to the LEA within thirty (30) days for inclusion into the management plan.

IV. ABATEMENT HISTORY

The information collected from the existing management plan and inspection report(s) and from interviews with the school official revealed that the following asbestos abatement was conducted at the school since the previous Three year Reinspection.

Abatement Dates:

V. REASSESSMENTS AND RECOMMENDATIONS

The reassessments and recommendations are summarized in Tables I and II on the following pages. Detailed Hazard Assessment Sheets and Drawings and Photos (if applicable) are included in Appendix A.

VI. CONCLUSIONS

The Building Three-Year reinspection has been completed and response actions have been recommended for both friable and non-friable ACBM. A timely execution of the response actions recommended will enable the LEA and the Designated Person(s) to effectively manage the existing ACBM.

This three-year reinspection report should be inserted in the current Management plan at the CPS Central Office, and one (1) copy should be kept at the school for use when planning any renovation and/or demolition activities in areas where ACBM has been identified. Also, periodic surveillance documentation and any summary reports from any response actions that are executed at the school should be used to update the Management Plan.

III. METHODOLOGY

Tasks performed on-site included the following:

1. Review current management plan, identify HA(s) and extract appropriate information.
2. Examine and verify abatement records.
3. Touch and visually and physically reinspect and reassess the condition of all friable known or assumed ACBM.
4. Touch and visually and physically reinspect all non-friable known or assumed ACBM to determine whether these materials have become friable since the last inspection or periodic surveillance.
5. Identify any condition changes that may affect Hazard ranking of known ACBM or Assumed ACBM, as well as any HA(s) that have become friable since the last reinspection.
6. Collect bulk samples from each newly discovered friable HA or previously assumed and submit for laboratory analysis.
7. Tabulate reinspection findings and submit for management planner review and recommendations with appropriate response actions based on the AHERA Damage Category of the ACBM.
8. Submit reinspection findings and management planner recommendations to the LEA within thirty (30) days for inclusion into the management plan.

IV. ABATEMENT HISTORY

The information collected from the existing management plan and inspection report(s) and from interviews with the school official revealed that the following asbestos abatement was conducted at the school since the previous Three year Reinspection.

Abatement Dates:

V. REASSESSMENTS AND RECOMMENDATIONS

The reassessments and recommendations are summarized in Tables I and II on the following pages. Detailed Hazard Assessment Sheets and Drawings and Photos (if applicable) are included in Appendix A.

VI. CONCLUSIONS

The Building Three-Year reinspection has been completed and response actions have been recommended for both friable and non-friable ACBM. A timely execution of the response actions recommended will enable the LEA and the Designated Person(s) to effectively manage the existing ACBM.

This three-year reinspection report should be inserted in the current Management plan at the CPS Central Office, and one (1) copy should be kept at the school for use when planning any renovation and/or demolition activities in areas where ACBM has been identified. Also, periodic surveillance documentation and any summary reports from any response actions that are executed at the school should be used to update the Management Plan.

III. METHODOLOGY

Tasks performed on-site included the following:

1. Review current management plan, identify HA(s) and extract appropriate information.
2. Examine and verify abatement records.
3. Touch and visually and physically reinspect and reassess the condition of all friable known or assumed ACBM.
4. Touch and visually and physically reinspect all non-friable known or assumed ACBM to determine whether these materials have become friable since the last inspection or periodic surveillance.
5. Identify any condition changes that may affect Hazard ranking of known ACBM or Assumed ACBM, as well as any HA(s) that have become friable since the last reinspection.
6. Collect bulk samples from each newly discovered friable HA or previously assumed and submit for laboratory analysis.
7. Tabulate reinspection findings and submit for management planner review and recommendations with appropriate response actions based on the AHERA Damage Category of the ACBM.
8. Submit reinspection findings and management planner recommendations to the LEA within thirty (30) days for inclusion into the management plan.

IV. ABATEMENT HISTORY

The information collected from the existing management plan and inspection report(s) and from interviews with the school official revealed that the following asbestos abatement was conducted at the school since the previous Three year Reinspection.

Abatement Dates:

V. REASSESSMENTS AND RECOMMENDATIONS

The reassessments and recommendations are summarized in Tables I and II on the following pages. Detailed Hazard Assessment Sheets and Drawings and Photos (if applicable) are included in Appendix A.

VI. CONCLUSIONS

The Building Three-Year reinspection has been completed and response actions have been recommended for both friable and non-friable ACBM. A timely execution of the response actions recommended will enable the LEA and the Designated Person(s) to effectively manage the existing ACBM.

This three-year reinspection report should be inserted in the current Management plan at the CPS Central Office, and one (1) copy should be kept at the school for use when planning any renovation and/or demolition activities in areas where ACBM has been identified. Also, periodic surveillance documentation and any summary reports from any response actions that are executed at the school should be used to update the Management Plan.

III. METHODOLOGY

Tasks performed on-site included the following:

1. Review current management plan, identify HA(s) and extract appropriate information.
2. Examine and verify abatement records.
3. Touch and visually and physically reinspect and reassess the condition of all friable known or assumed ACBM.
4. Touch and visually and physically reinspect all non-friable known or assumed ACBM to determine whether these materials have become friable since the last inspection or periodic surveillance.
5. Identify any condition changes that may affect Hazard ranking of known ACBM or Assumed ACBM, as well as any HA(s) that have become friable since the last reinspection.
6. Collect bulk samples from each newly discovered friable HA or previously assumed and submit for laboratory analysis.
7. Tabulate reinspection findings and submit for management planner review and recommendations with appropriate response actions based on the AHERA Damage Category of the ACBM.
8. Submit reinspection findings and management planner recommendations to the LEA within thirty (30) days for inclusion into the management plan.

IV. ABATEMENT HISTORY

The information collected from the existing management plan and inspection report(s) and from interviews with the school official revealed that the following asbestos abatement was conducted at the school since the previous Three year Reinspection.

Abatement Dates:

V. REASSESSMENTS AND RECOMMENDATIONS

The reassessments and recommendations are summarized in Tables I and II on the following pages. Detailed Hazard Assessment Sheets and Drawings and Photos (if applicable) are included in Appendix A.

VI. CONCLUSIONS

The Building Three-Year reinspection has been completed and response actions have been recommended for both friable and non-friable ACBM. A timely execution of the response actions recommended will enable the LEA and the Designated Person(s) to effectively manage the existing ACBM.

This three-year reinspection report should be inserted in the current Management plan at the CPS Central Office, and one (1) copy should be kept at the school for use when planning any renovation and/or demolition activities in areas where ACBM has been identified. Also, periodic surveillance documentation and any summary reports from any response actions that are executed at the school should be used to update the Management Plan.

III. METHODOLOGY

Tasks performed on-site included the following:

1. Review current management plan, identify HA(s) and extract appropriate information.
2. Examine and verify abatement records.
3. Touch and visually and physically reinspect and reassess the condition of all friable known or assumed ACBM.
4. Touch and visually and physically reinspect all non-friable known or assumed ACBM to determine whether these materials have become friable since the last inspection or periodic surveillance.
5. Identify any condition changes that may affect Hazard ranking of known ACBM or Assumed ACBM, as well as any HA(s) that have become friable since the last reinspection.
6. Collect bulk samples from each newly discovered friable HA or previously assumed and submit for laboratory analysis.
7. Tabulate reinspection findings and submit for management planner review and recommendations with appropriate response actions based on the AHERA Damage Category of the ACBM.
8. Submit reinspection findings and management planner recommendations to the LEA within thirty (30) days for inclusion into the management plan.

IV. ABATEMENT HISTORY

The information collected from the existing management plan and inspection report(s) and from interviews with the school official revealed that the following asbestos abatement was conducted at the school since the previous Three year Reinspection.

Abatement Dates:

V. REASSESSMENTS AND RECOMMENDATIONS

The reassessments and recommendations are summarized in Tables I and II on the following pages. Detailed Hazard Assessment Sheets and Drawings and Photos (if applicable) are included in Appendix A.

VI. CONCLUSIONS

The Building Three-Year reinspection has been completed and response actions have been recommended for both friable and non-friable ACBM. A timely execution of the response actions recommended will enable the LEA and the Designated Person(s) to effectively manage the existing ACBM.

This three-year reinspection report should be inserted in the current Management plan at the CPS Central Office, and one (1) copy should be kept at the school for use when planning any renovation and/or demolition activities in areas where ACBM has been identified. Also, periodic surveillance documentation and any summary reports from any response actions that are executed at the school should be used to update the Management Plan.

III. METHODOLOGY

Tasks performed on-site included the following:

1. Review current management plan, identify HA(s) and extract appropriate information.
2. Examine and verify abatement records.
3. Touch and visually and physically reinspect and reassess the condition of all friable known or assumed ACBM.
4. Touch and visually and physically reinspect all non-friable known or assumed ACBM to determine whether these materials have become friable since the last inspection or periodic surveillance.
5. Identify any condition changes that may affect Hazard ranking of known ACBM or Assumed ACBM, as well as any HA(s) that have become friable since the last reinspection.
6. Collect bulk samples from each newly discovered friable HA or previously assumed and submit for laboratory analysis.
7. Tabulate reinspection findings and submit for management planner review and recommendations with appropriate response actions based on the AHERA Damage Category of the ACBM.
8. Submit reinspection findings and management planner recommendations to the LEA within thirty (30) days for inclusion into the management plan.

IV. ABATEMENT HISTORY

The information collected from the existing management plan and inspection report(s) and from interviews with the school official revealed that the following asbestos abatement was conducted at the school since the previous Three year Reinspection.

Abatement Dates:

V. REASSESSMENTS AND RECOMMENDATIONS

The reassessments and recommendations are summarized in Tables I and II on the following pages. Detailed Hazard Assessment Sheets and Drawings and Photos (if applicable) are included in Appendix A.

VI. CONCLUSIONS

The Building Three-Year reinspection has been completed and response actions have been recommended for both friable and non-friable ACBM. A timely execution of the response actions recommended will enable the LEA and the Designated Person(s) to effectively manage the existing ACBM.

This three-year reinspection report should be inserted in the current Management plan at the CPS Central Office, and one (1) copy should be kept at the school for use when planning any renovation and/or demolition activities in areas where ACBM has been identified. Also, periodic surveillance documentation and any summary reports from any response actions that are executed at the school should be used to update the Management Plan.

III. METHODOLOGY

Tasks performed on-site included the following:

1. Review current management plan, identify HA(s) and extract appropriate information.
2. Examine and verify abatement records.
3. Touch and visually and physically reinspect and reassess the condition of all friable known or assumed ACBM.
4. Touch and visually and physically reinspect all non-friable known or assumed ACBM to determine whether these materials have become friable since the last inspection or periodic surveillance.
5. Identify any condition changes that may affect Hazard ranking of known ACBM or Assumed ACBM, as well as any HA(s) that have become friable since the last reinspection.
6. Collect bulk samples from each newly discovered friable HA or previously assumed and submit for laboratory analysis.
7. Tabulate reinspection findings and submit for management planner review and recommendations with appropriate response actions based on the AHERA Damage Category of the ACBM.
8. Submit reinspection findings and management planner recommendations to the LEA within thirty (30) days for inclusion into the management plan.

IV. ABATEMENT HISTORY

The information collected from the existing management plan and inspection report(s) and from interviews with the school official revealed that the following asbestos abatement was conducted at the school since the previous Three year Reinspection.

Abatement Dates:

V. REASSESSMENTS AND RECOMMENDATIONS

The reassessments and recommendations are summarized in Tables I and II on the following pages. Detailed Hazard Assessment Sheets and Drawings and Photos (if applicable) are included in Appendix A.

VI. CONCLUSIONS

The Building Three-Year reinspection has been completed and response actions have been recommended for both friable and non-friable ACBM. A timely execution of the response actions recommended will enable the LEA and the Designated Person(s) to effectively manage the existing ACBM.

This three-year reinspection report should be inserted in the current Management plan at the CPS Central Office, and one (1) copy should be kept at the school for use when planning any renovation and/or demolition activities in areas where ACBM has been identified. Also, periodic surveillance documentation and any summary reports from any response actions that are executed at the school should be used to update the Management Plan.

III. METHODOLOGY

Tasks performed on-site included the following:

1. Review current management plan, identify HA(s) and extract appropriate information.
2. Examine and verify abatement records.
3. Touch and visually and physically reinspect and reassess the condition of all friable known or assumed ACBM.
4. Touch and visually and physically reinspect all non-friable known or assumed ACBM to determine whether these materials have become friable since the last inspection or periodic surveillance.
5. Identify any condition changes that may affect Hazard ranking of known ACBM or Assumed ACBM, as well as any HA(s) that have become friable since the last reinspection.
6. Collect bulk samples from each newly discovered friable HA or previously assumed and submit for laboratory analysis.
7. Tabulate reinspection findings and submit for management planner review and recommendations with appropriate response actions based on the AHERA Damage Category of the ACBM.
8. Submit reinspection findings and management planner recommendations to the LEA within thirty (30) days for inclusion into the management plan.

IV. ABATEMENT HISTORY

The information collected from the existing management plan and inspection report(s) and from interviews with the school official revealed that the following asbestos abatement was conducted at the school since the previous Three year Reinspection.

Abatement Dates:

V. REASSESSMENTS AND RECOMMENDATIONS

The reassessments and recommendations are summarized in Tables I and II on the following pages. Detailed Hazard Assessment Sheets and Drawings and Photos (if applicable) are included in Appendix A.

VI. CONCLUSIONS

The Building Three-Year reinspection has been completed and response actions have been recommended for both friable and non-friable ACBM. A timely execution of the response actions recommended will enable the LEA and the Designated Person(s) to effectively manage the existing ACBM.

This three-year reinspection report should be inserted in the current Management plan at the CPS Central Office, and one (1) copy should be kept at the school for use when planning any renovation and/or demolition activities in areas where ACBM has been identified. Also, periodic surveillance documentation and any summary reports from any response actions that are executed at the school should be used to update the Management Plan.

III. METHODOLOGY

Tasks performed on-site included the following:

1. Review current management plan, identify HA(s) and extract appropriate information.
2. Examine and verify abatement records.
3. Touch and visually and physically reinspect and reassess the condition of all friable known or assumed ACBM.
4. Touch and visually and physically reinspect all non-friable known or assumed ACBM to determine whether these materials have become friable since the last inspection or periodic surveillance.
5. Identify any condition changes that may affect Hazard ranking of known ACBM or Assumed ACBM, as well as any HA(s) that have become friable since the last reinspection.
6. Collect bulk samples from each newly discovered friable HA or previously assumed and submit for laboratory analysis.
7. Tabulate reinspection findings and submit for management planner review and recommendations with appropriate response actions based on the AHERA Damage Category of the ACBM.
8. Submit reinspection findings and management planner recommendations to the LEA within thirty (30) days for inclusion into the management plan.

IV. ABATEMENT HISTORY

The information collected from the existing management plan and inspection report(s) and from interviews with the school official revealed that the following asbestos abatement was conducted at the school since the previous Three year Reinspection.

Abatement Dates:

V. REASSESSMENTS AND RECOMMENDATIONS

The reassessments and recommendations are summarized in Tables I and II on the following pages. Detailed Hazard Assessment Sheets and Drawings and Photos (if applicable) are included in Appendix A.

VI. CONCLUSIONS

The Building Three-Year reinspection has been completed and response actions have been recommended for both friable and non-friable ACBM. A timely execution of the response actions recommended will enable the LEA and the Designated Person(s) to effectively manage the existing ACBM.

This three-year reinspection report should be inserted in the current Management plan at the CPS Central Office, and one (1) copy should be kept at the school for use when planning any renovation and/or demolition activities in areas where ACBM has been identified. Also, periodic surveillance documentation and any summary reports from any response actions that are executed at the school should be used to update the Management Plan.

III. METHODOLOGY

Tasks performed on-site included the following:

1. Review current management plan, identify HA(s) and extract appropriate information.
2. Examine and verify abatement records.
3. Touch and visually and physically reinspect and reassess the condition of all friable known or assumed ACBM.
4. Touch and visually and physically reinspect all non-friable known or assumed ACBM to determine whether these materials have become friable since the last inspection or periodic surveillance.
5. Identify any condition changes that may affect Hazard ranking of known ACBM or Assumed ACBM, as well as any HA(s) that have become friable since the last reinspection.
6. Collect bulk samples from each newly discovered friable HA or previously assumed and submit for laboratory analysis.
7. Tabulate reinspection findings and submit for management planner review and recommendations with appropriate response actions based on the AHERA Damage Category of the ACBM.
8. Submit reinspection findings and management planner recommendations to the LEA within thirty (30) days for inclusion into the management plan.

IV. ABATEMENT HISTORY

The information collected from the existing management plan and inspection report(s) and from interviews with the school official revealed that the following asbestos abatement was conducted at the school since the previous Three year Reinspection.

Abatement Dates:

V. REASSESSMENTS AND RECOMMENDATIONS

The reassessments and recommendations are summarized in Tables I and II on the following pages. Detailed Hazard Assessment Sheets and Drawings and Photos (if applicable) are included in Appendix A.

VI. CONCLUSIONS

The Building Three-Year reinspection has been completed and response actions have been recommended for both friable and non-friable ACBM. A timely execution of the response actions recommended will enable the LEA and the Designated Person(s) to effectively manage the existing ACBM.

This three-year reinspection report should be inserted in the current Management plan at the CPS Central Office, and one (1) copy should be kept at the school for use when planning any renovation and/or demolition activities in areas where ACBM has been identified. Also, periodic surveillance documentation and any summary reports from any response actions that are executed at the school should be used to update the Management Plan.

III. METHODOLOGY

Tasks performed on-site included the following:

1. Review current management plan, identify HA(s) and extract appropriate information.
2. Examine and verify abatement records.
3. Touch and visually and physically reinspect and reassess the condition of all friable known or assumed ACBM.
4. Touch and visually and physically reinspect all non-friable known or assumed ACBM to determine whether these materials have become friable since the last inspection or periodic surveillance.
5. Identify any condition changes that may affect Hazard ranking of known ACBM or Assumed ACBM, as well as any HA(s) that have become friable since the last reinspection.
6. Collect bulk samples from each newly discovered friable HA or previously assumed and submit for laboratory analysis.
7. Tabulate reinspection findings and submit for management planner review and recommendations with appropriate response actions based on the AHERA Damage Category of the ACBM.
8. Submit reinspection findings and management planner recommendations to the LEA within thirty (30) days for inclusion into the management plan.

IV. ABATEMENT HISTORY

The information collected from the existing management plan and inspection report(s) and from interviews with the school official revealed that the following asbestos abatement was conducted at the school since the previous Three year Reinspection.

Abatement Dates:

V. REASSESSMENTS AND RECOMMENDATIONS

The reassessments and recommendations are summarized in Tables I and II on the following pages. Detailed Hazard Assessment Sheets and Drawings and Photos (if applicable) are included in Appendix A.

VI. CONCLUSIONS

The Building Three-Year reinspection has been completed and response actions have been recommended for both friable and non-friable ACBM. A timely execution of the response actions recommended will enable the LEA and the Designated Person(s) to effectively manage the existing ACBM.

This three-year reinspection report should be inserted in the current Management plan at the CPS Central Office, and one (1) copy should be kept at the school for use when planning any renovation and/or demolition activities in areas where ACBM has been identified. Also, periodic surveillance documentation and any summary reports from any response actions that are executed at the school should be used to update the Management Plan.

III. METHODOLOGY

Tasks performed on-site included the following:

1. Review current management plan, identify HA(s) and extract appropriate information.
2. Examine and verify abatement records.
3. Touch and visually and physically reinspect and reassess the condition of all friable known or assumed ACBM.
4. Touch and visually and physically reinspect all non-friable known or assumed ACBM to determine whether these materials have become friable since the last inspection or periodic surveillance.
5. Identify any condition changes that may affect Hazard ranking of known ACBM or Assumed ACBM, as well as any HA(s) that have become friable since the last reinspection.
6. Collect bulk samples from each newly discovered friable HA or previously assumed and submit for laboratory analysis.
7. Tabulate reinspection findings and submit for management planner review and recommendations with appropriate response actions based on the AHERA Damage Category of the ACBM.
8. Submit reinspection findings and management planner recommendations to the LEA within thirty (30) days for inclusion into the management plan.

IV. ABATEMENT HISTORY

The information collected from the existing management plan and inspection report(s) and from interviews with the school official revealed that the following asbestos abatement was conducted at the school since the previous Three year Reinspection.

Abatement Dates:

V. REASSESSMENTS AND RECOMMENDATIONS

The reassessments and recommendations are summarized in Tables I and II on the following pages. Detailed Hazard Assessment Sheets and Drawings and Photos (if applicable) are included in Appendix A.

VI. CONCLUSIONS

The Building Three-Year reinspection has been completed and response actions have been recommended for both friable and non-friable ACBM. A timely execution of the response actions recommended will enable the LEA and the Designated Person(s) to effectively manage the existing ACBM.

This three-year reinspection report should be inserted in the current Management plan at the CPS Central Office, and one (1) copy should be kept at the school for use when planning any renovation and/or demolition activities in areas where ACBM has been identified. Also, periodic surveillance documentation and any summary reports from any response actions that are executed at the school should be used to update the Management Plan.

III. METHODOLOGY

Tasks performed on-site included the following:

1. Review current management plan, identify HA(s) and extract appropriate information.
2. Examine and verify abatement records.
3. Touch and visually and physically reinspect and reassess the condition of all friable known or assumed ACBM.
4. Touch and visually and physically reinspect all non-friable known or assumed ACBM to determine whether these materials have become friable since the last inspection or periodic surveillance.
5. Identify any condition changes that may affect Hazard ranking of known ACBM or Assumed ACBM, as well as any HA(s) that have become friable since the last reinspection.
6. Collect bulk samples from each newly discovered friable HA or previously assumed and submit for laboratory analysis.
7. Tabulate reinspection findings and submit for management planner review and recommendations with appropriate response actions based on the AHERA Damage Category of the ACBM.
8. Submit reinspection findings and management planner recommendations to the LEA within thirty (30) days for inclusion into the management plan.

IV. ABATEMENT HISTORY

The information collected from the existing management plan and inspection report(s) and from interviews with the school official revealed that the following asbestos abatement was conducted at the school since the previous Three year Reinspection.

Abatement Dates:

V. REASSESSMENTS AND RECOMMENDATIONS

The reassessments and recommendations are summarized in Tables I and II on the following pages. Detailed Hazard Assessment Sheets and Drawings and Photos (if applicable) are included in Appendix A.

VI. CONCLUSIONS

The Building Three-Year reinspection has been completed and response actions have been recommended for both friable and non-friable ACBM. A timely execution of the response actions recommended will enable the LEA and the Designated Person(s) to effectively manage the existing ACBM.

This three-year reinspection report should be inserted in the current Management plan at the CPS Central Office, and one (1) copy should be kept at the school for use when planning any renovation and/or demolition activities in areas where ACBM has been identified. Also, periodic surveillance documentation and any summary reports from any response actions that are executed at the school should be used to update the Management Plan.

III. METHODOLOGY

Tasks performed on-site included the following:

1. Review current management plan, identify HA(s) and extract appropriate information.
2. Examine and verify abatement records.
3. Touch and visually and physically reinspect and reassess the condition of all friable known or assumed ACBM.
4. Touch and visually and physically reinspect all non-friable known or assumed ACBM to determine whether these materials have become friable since the last inspection or periodic surveillance.
5. Identify any condition changes that may affect Hazard ranking of known ACBM or Assumed ACBM, as well as any HA(s) that have become friable since the last reinspection.
6. Collect bulk samples from each newly discovered friable HA or previously assumed and submit for laboratory analysis.
7. Tabulate reinspection findings and submit for management planner review and recommendations with appropriate response actions based on the AHERA Damage Category of the ACBM.
8. Submit reinspection findings and management planner recommendations to the LEA within thirty (30) days for inclusion into the management plan.

IV. ABATEMENT HISTORY

The information collected from the existing management plan and inspection report(s) and from interviews with the school official revealed that the following asbestos abatement was conducted at the school since the previous Three year Reinspection.

Abatement Dates:

V. REASSESSMENTS AND RECOMMENDATIONS

The reassessments and recommendations are summarized in Tables I and II on the following pages. Detailed Hazard Assessment Sheets and Drawings and Photos (if applicable) are included in Appendix A.

VI. CONCLUSIONS

The Building Three-Year reinspection has been completed and response actions have been recommended for both friable and non-friable ACBM. A timely execution of the response actions recommended will enable the LEA and the Designated Person(s) to effectively manage the existing ACBM.

This three-year reinspection report should be inserted in the current Management plan at the CPS Central Office, and one (1) copy should be kept at the school for use when planning any renovation and/or demolition activities in areas where ACBM has been identified. Also, periodic surveillance documentation and any summary reports from any response actions that are executed at the school should be used to update the Management Plan.

III. METHODOLOGY

Tasks performed on-site included the following:

1. Review current management plan, identify HA(s) and extract appropriate information.
2. Examine and verify abatement records.
3. Touch and visually and physically reinspect and reassess the condition of all friable known or assumed ACBM.
4. Touch and visually and physically reinspect all non-friable known or assumed ACBM to determine whether these materials have become friable since the last inspection or periodic surveillance.
5. Identify any condition changes that may affect Hazard ranking of known ACBM or Assumed ACBM, as well as any HA(s) that have become friable since the last reinspection.
6. Collect bulk samples from each newly discovered friable HA or previously assumed and submit for laboratory analysis.
7. Tabulate reinspection findings and submit for management planner review and recommendations with appropriate response actions based on the AHERA Damage Category of the ACBM.
8. Submit reinspection findings and management planner recommendations to the LEA within thirty (30) days for inclusion into the management plan.

IV. ABATEMENT HISTORY

The information collected from the existing management plan and inspection report(s) and from interviews with the school official revealed that the following asbestos abatement was conducted at the school since the previous Three year Reinspection.

Abatement Dates:

V. REASSESSMENTS AND RECOMMENDATIONS

The reassessments and recommendations are summarized in Tables I and II on the following pages. Detailed Hazard Assessment Sheets and Drawings and Photos (if applicable) are included in Appendix A.

VI. CONCLUSIONS

The Building Three-Year reinspection has been completed and response actions have been recommended for both friable and non-friable ACBM. A timely execution of the response actions recommended will enable the LEA and the Designated Person(s) to effectively manage the existing ACBM.

This three-year reinspection report should be inserted in the current Management plan at the CPS Central Office, and one (1) copy should be kept at the school for use when planning any renovation and/or demolition activities in areas where ACBM has been identified. Also, periodic surveillance documentation and any summary reports from any response actions that are executed at the school should be used to update the Management Plan.

III. METHODOLOGY

Tasks performed on-site included the following:

1. Review current management plan, identify HA(s) and extract appropriate information.
2. Examine and verify abatement records.
3. Touch and visually and physically reinspect and reassess the condition of all friable known or assumed ACBM.
4. Touch and visually and physically reinspect all non-friable known or assumed ACBM to determine whether these materials have become friable since the last inspection or periodic surveillance.
5. Identify any condition changes that may affect Hazard ranking of known ACBM or Assumed ACBM, as well as any HA(s) that have become friable since the last reinspection.
6. Collect bulk samples from each newly discovered friable HA or previously assumed and submit for laboratory analysis.
7. Tabulate reinspection findings and submit for management planner review and recommendations with appropriate response actions based on the AHERA Damage Category of the ACBM.
8. Submit reinspection findings and management planner recommendations to the LEA within thirty (30) days for inclusion into the management plan.

IV. ABATEMENT HISTORY

The information collected from the existing management plan and inspection report(s) and from interviews with the school official revealed that the following asbestos abatement was conducted at the school since the previous Three year Reinspection.

Abatement Dates:

V. REASSESSMENTS AND RECOMMENDATIONS

The reassessments and recommendations are summarized in Tables I and II on the following pages. Detailed Hazard Assessment Sheets and Drawings and Photos (if applicable) are included in Appendix A.

VI. CONCLUSIONS

The Building Three-Year reinspection has been completed and response actions have been recommended for both friable and non-friable ACBM. A timely execution of the response actions recommended will enable the LEA and the Designated Person(s) to effectively manage the existing ACBM.

This three-year reinspection report should be inserted in the current Management plan at the CPS Central Office, and one (1) copy should be kept at the school for use when planning any renovation and/or demolition activities in areas where ACBM has been identified. Also, periodic surveillance documentation and any summary reports from any response actions that are executed at the school should be used to update the Management Plan.

III. METHODOLOGY

Tasks performed on-site included the following:

1. Review current management plan, identify HA(s) and extract appropriate information.
2. Examine and verify abatement records.
3. Touch and visually and physically reinspect and reassess the condition of all friable known or assumed ACBM.
4. Touch and visually and physically reinspect all non-friable known or assumed ACBM to determine whether these materials have become friable since the last inspection or periodic surveillance.
5. Identify any condition changes that may affect Hazard ranking of known ACBM or Assumed ACBM, as well as any HA(s) that have become friable since the last reinspection.
6. Collect bulk samples from each newly discovered friable HA or previously assumed and submit for laboratory analysis.
7. Tabulate reinspection findings and submit for management planner review and recommendations with appropriate response actions based on the AHERA Damage Category of the ACBM.
8. Submit reinspection findings and management planner recommendations to the LEA within thirty (30) days for inclusion into the management plan.

IV. ABATEMENT HISTORY

The information collected from the existing management plan and inspection report(s) and from interviews with the school official revealed that the following asbestos abatement was conducted at the school since the previous Three year Reinspection.

Abatement Dates:

V. REASSESSMENTS AND RECOMMENDATIONS

The reassessments and recommendations are summarized in Tables I and II on the following pages. Detailed Hazard Assessment Sheets and Drawings and Photos (if applicable) are included in Appendix A.

VI. CONCLUSIONS

The Building Three-Year reinspection has been completed and response actions have been recommended for both friable and non-friable ACBM. A timely execution of the response actions recommended will enable the LEA and the Designated Person(s) to effectively manage the existing ACBM.

This three-year reinspection report should be inserted in the current Management plan at the CPS Central Office, and one (1) copy should be kept at the school for use when planning any renovation and/or demolition activities in areas where ACBM has been identified. Also, periodic surveillance documentation and any summary reports from any response actions that are executed at the school should be used to update the Management Plan.

III. METHODOLOGY

Tasks performed on-site included the following:

1. Review current management plan, identify HA(s) and extract appropriate information.
2. Examine and verify abatement records.
3. Touch and visually and physically reinspect and reassess the condition of all friable known or assumed ACBM.
4. Touch and visually and physically reinspect all non-friable known or assumed ACBM to determine whether these materials have become friable since the last inspection or periodic surveillance.
5. Identify any condition changes that may affect Hazard ranking of known ACBM or Assumed ACBM, as well as any HA(s) that have become friable since the last reinspection.
6. Collect bulk samples from each newly discovered friable HA or previously assumed and submit for laboratory analysis.
7. Tabulate reinspection findings and submit for management planner review and recommendations with appropriate response actions based on the AHERA Damage Category of the ACBM.
8. Submit reinspection findings and management planner recommendations to the LEA within thirty (30) days for inclusion into the management plan.

IV. ABATEMENT HISTORY

The information collected from the existing management plan and inspection report(s) and from interviews with the school official revealed that the following asbestos abatement was conducted at the school since the previous Three year Reinspection.

Abatement Dates:

V. REASSESSMENTS AND RECOMMENDATIONS

The reassessments and recommendations are summarized in Tables I and II on the following pages. Detailed Hazard Assessment Sheets and Drawings and Photos (if applicable) are included in Appendix A.

VI. CONCLUSIONS

The Building Three-Year reinspection has been completed and response actions have been recommended for both friable and non-friable ACBM. A timely execution of the response actions recommended will enable the LEA and the Designated Person(s) to effectively manage the existing ACBM.

This three-year reinspection report should be inserted in the current Management plan at the CPS Central Office, and one (1) copy should be kept at the school for use when planning any renovation and/or demolition activities in areas where ACBM has been identified. Also, periodic surveillance documentation and any summary reports from any response actions that are executed at the school should be used to update the Management Plan.

III. METHODOLOGY

Tasks performed on-site included the following:

1. Review current management plan, identify HA(s) and extract appropriate information.
2. Examine and verify abatement records.
3. Touch and visually and physically reinspect and reassess the condition of all friable known or assumed ACBM.
4. Touch and visually and physically reinspect all non-friable known or assumed ACBM to determine whether these materials have become friable since the last inspection or periodic surveillance.
5. Identify any condition changes that may affect Hazard ranking of known ACBM or Assumed ACBM, as well as any HA(s) that have become friable since the last reinspection.
6. Collect bulk samples from each newly discovered friable HA or previously assumed and submit for laboratory analysis.
7. Tabulate reinspection findings and submit for management planner review and recommendations with appropriate response actions based on the AHERA Damage Category of the ACBM.
8. Submit reinspection findings and management planner recommendations to the LEA within thirty (30) days for inclusion into the management plan.

IV. ABATEMENT HISTORY

The information collected from the existing management plan and inspection report(s) and from interviews with the school official revealed that the following asbestos abatement was conducted at the school since the previous Three year Reinspection.

Abatement Dates:

V. REASSESSMENTS AND RECOMMENDATIONS

The reassessments and recommendations are summarized in Tables I and II on the following pages. Detailed Hazard Assessment Sheets and Drawings and Photos (if applicable) are included in Appendix A.

VI. CONCLUSIONS

The Building Three-Year reinspection has been completed and response actions have been recommended for both friable and non-friable ACBM. A timely execution of the response actions recommended will enable the LEA and the Designated Person(s) to effectively manage the existing ACBM.

This three-year reinspection report should be inserted in the current Management plan at the CPS Central Office, and one (1) copy should be kept at the school for use when planning any renovation and/or demolition activities in areas where ACBM has been identified. Also, periodic surveillance documentation and any summary reports from any response actions that are executed at the school should be used to update the Management Plan.

III. METHODOLOGY

Tasks performed on-site included the following:

1. Review current management plan, identify HA(s) and extract appropriate information.
2. Examine and verify abatement records.
3. Touch and visually and physically reinspect and reassess the condition of all friable known or assumed ACBM.
4. Touch and visually and physically reinspect all non-friable known or assumed ACBM to determine whether these materials have become friable since the last inspection or periodic surveillance.
5. Identify any condition changes that may affect Hazard ranking of known ACBM or Assumed ACBM, as well as any HA(s) that have become friable since the last reinspection.
6. Collect bulk samples from each newly discovered friable HA or previously assumed and submit for laboratory analysis.
7. Tabulate reinspection findings and submit for management planner review and recommendations with appropriate response actions based on the AHERA Damage Category of the ACBM.
8. Submit reinspection findings and management planner recommendations to the LEA within thirty (30) days for inclusion into the management plan.

IV. ABATEMENT HISTORY

The information collected from the existing management plan and inspection report(s) and from interviews with the school official revealed that the following asbestos abatement was conducted at the school since the previous Three year Reinspection.

Abatement Dates:

V. REASSESSMENTS AND RECOMMENDATIONS

The reassessments and recommendations are summarized in Tables I and II on the following pages. Detailed Hazard Assessment Sheets and Drawings and Photos (if applicable) are included in Appendix A.

VI. CONCLUSIONS

The Building Three-Year reinspection has been completed and response actions have been recommended for both friable and non-friable ACBM. A timely execution of the response actions recommended will enable the LEA and the Designated Person(s) to effectively manage the existing ACBM.

This three-year reinspection report should be inserted in the current Management plan at the CPS Central Office, and one (1) copy should be kept at the school for use when planning any renovation and/or demolition activities in areas where ACBM has been identified. Also, periodic surveillance documentation and any summary reports from any response actions that are executed at the school should be used to update the Management Plan.

III. METHODOLOGY

Tasks performed on-site included the following:

1. Review current management plan, identify HA(s) and extract appropriate information.
2. Examine and verify abatement records.
3. Touch and visually and physically reinspect and reassess the condition of all friable known or assumed ACBM.
4. Touch and visually and physically reinspect all non-friable known or assumed ACBM to determine whether these materials have become friable since the last inspection or periodic surveillance.
5. Identify any condition changes that may affect Hazard ranking of known ACBM or Assumed ACBM, as well as any HA(s) that have become friable since the last reinspection.
6. Collect bulk samples from each newly discovered friable HA or previously assumed and submit for laboratory analysis.
7. Tabulate reinspection findings and submit for management planner review and recommendations with appropriate response actions based on the AHERA Damage Category of the ACBM.
8. Submit reinspection findings and management planner recommendations to the LEA within thirty (30) days for inclusion into the management plan.

IV. ABATEMENT HISTORY

The information collected from the existing management plan and inspection report(s) and from interviews with the school official revealed that the following asbestos abatement was conducted at the school since the previous Three year Reinspection.

Abatement Dates:

V. REASSESSMENTS AND RECOMMENDATIONS

The reassessments and recommendations are summarized in Tables I and II on the following pages. Detailed Hazard Assessment Sheets and Drawings and Photos (if applicable) are included in Appendix A.

VI. CONCLUSIONS

The Building Three-Year reinspection has been completed and response actions have been recommended for both friable and non-friable ACBM. A timely execution of the response actions recommended will enable the LEA and the Designated Person(s) to effectively manage the existing ACBM.

This three-year reinspection report should be inserted in the current Management plan at the CPS Central Office, and one (1) copy should be kept at the school for use when planning any renovation and/or demolition activities in areas where ACBM has been identified. Also, periodic surveillance documentation and any summary reports from any response actions that are executed at the school should be used to update the Management Plan.

III. METHODOLOGY

Tasks performed on-site included the following:

1. Review current management plan, identify HA(s) and extract appropriate information.
2. Examine and verify abatement records.
3. Touch and visually and physically reinspect and reassess the condition of all friable known or assumed ACBM.
4. Touch and visually and physically reinspect all non-friable known or assumed ACBM to determine whether these materials have become friable since the last inspection or periodic surveillance.
5. Identify any condition changes that may affect Hazard ranking of known ACBM or Assumed ACBM, as well as any HA(s) that have become friable since the last reinspection.
6. Collect bulk samples from each newly discovered friable HA or previously assumed and submit for laboratory analysis.
7. Tabulate reinspection findings and submit for management planner review and recommendations with appropriate response actions based on the AHERA Damage Category of the ACBM.
8. Submit reinspection findings and management planner recommendations to the LEA within thirty (30) days for inclusion into the management plan.

IV. ABATEMENT HISTORY

The information collected from the existing management plan and inspection report(s) and from interviews with the school official revealed that the following asbestos abatement was conducted at the school since the previous Three year Reinspection.

Abatement Dates:

V. REASSESSMENTS AND RECOMMENDATIONS

The reassessments and recommendations are summarized in Tables I and II on the following pages. Detailed Hazard Assessment Sheets and Drawings and Photos (if applicable) are included in Appendix A.

VI. CONCLUSIONS

The Building Three-Year reinspection has been completed and response actions have been recommended for both friable and non-friable ACBM. A timely execution of the response actions recommended will enable the LEA and the Designated Person(s) to effectively manage the existing ACBM.

This three-year reinspection report should be inserted in the current Management plan at the CPS Central Office, and one (1) copy should be kept at the school for use when planning any renovation and/or demolition activities in areas where ACBM has been identified. Also, periodic surveillance documentation and any summary reports from any response actions that are executed at the school should be used to update the Management Plan.

III. METHODOLOGY

Tasks performed on-site included the following:

1. Review current management plan, identify HA(s) and extract appropriate information.
2. Examine and verify abatement records.
3. Touch and visually and physically reinspect and reassess the condition of all friable known or assumed ACBM.
4. Touch and visually and physically reinspect all non-friable known or assumed ACBM to determine whether these materials have become friable since the last inspection or periodic surveillance.
5. Identify any condition changes that may affect Hazard ranking of known ACBM or Assumed ACBM, as well as any HA(s) that have become friable since the last reinspection.
6. Collect bulk samples from each newly discovered friable HA or previously assumed and submit for laboratory analysis.
7. Tabulate reinspection findings and submit for management planner review and recommendations with appropriate response actions based on the AHERA Damage Category of the ACBM.
8. Submit reinspection findings and management planner recommendations to the LEA within thirty (30) days for inclusion into the management plan.

IV. ABATEMENT HISTORY

The information collected from the existing management plan and inspection report(s) and from interviews with the school official revealed that the following asbestos abatement was conducted at the school since the previous Three year Reinspection.

Abatement Dates:

V. REASSESSMENTS AND RECOMMENDATIONS

The reassessments and recommendations are summarized in Tables I and II on the following pages. Detailed Hazard Assessment Sheets and Drawings and Photos (if applicable) are included in Appendix A.

VI. CONCLUSIONS

The Building Three-Year reinspection has been completed and response actions have been recommended for both friable and non-friable ACBM. A timely execution of the response actions recommended will enable the LEA and the Designated Person(s) to effectively manage the existing ACBM.

This three-year reinspection report should be inserted in the current Management plan at the CPS Central Office, and one (1) copy should be kept at the school for use when planning any renovation and/or demolition activities in areas where ACBM has been identified. Also, periodic surveillance documentation and any summary reports from any response actions that are executed at the school should be used to update the Management Plan.

III. METHODOLOGY

Tasks performed on-site included the following:

1. Review current management plan, identify HA(s) and extract appropriate information.
2. Examine and verify abatement records.
3. Touch and visually and physically reinspect and reassess the condition of all friable known or assumed ACBM.
4. Touch and visually and physically reinspect all non-friable known or assumed ACBM to determine whether these materials have become friable since the last inspection or periodic surveillance.
5. Identify any condition changes that may affect Hazard ranking of known ACBM or Assumed ACBM, as well as any HA(s) that have become friable since the last reinspection.
6. Collect bulk samples from each newly discovered friable HA or previously assumed and submit for laboratory analysis.
7. Tabulate reinspection findings and submit for management planner review and recommendations with appropriate response actions based on the AHERA Damage Category of the ACBM.
8. Submit reinspection findings and management planner recommendations to the LEA within thirty (30) days for inclusion into the management plan.

IV. ABATEMENT HISTORY

The information collected from the existing management plan and inspection report(s) and from interviews with the school official revealed that the following asbestos abatement was conducted at the school since the previous Three year Reinspection.

Abatement Dates:

V. REASSESSMENTS AND RECOMMENDATIONS

The reassessments and recommendations are summarized in Tables I and II on the following pages. Detailed Hazard Assessment Sheets and Drawings and Photos (if applicable) are included in Appendix A.

VI. CONCLUSIONS

The Building Three-Year reinspection has been completed and response actions have been recommended for both friable and non-friable ACBM. A timely execution of the response actions recommended will enable the LEA and the Designated Person(s) to effectively manage the existing ACBM.

This three-year reinspection report should be inserted in the current Management plan at the CPS Central Office, and one (1) copy should be kept at the school for use when planning any renovation and/or demolition activities in areas where ACBM has been identified. Also, periodic surveillance documentation and any summary reports from any response actions that are executed at the school should be used to update the Management Plan.

III. METHODOLOGY

Tasks performed on-site included the following:

1. Review current management plan, identify HA(s) and extract appropriate information.
2. Examine and verify abatement records.
3. Touch and visually and physically reinspect and reassess the condition of all friable known or assumed ACBM.
4. Touch and visually and physically reinspect all non-friable known or assumed ACBM to determine whether these materials have become friable since the last inspection or periodic surveillance.
5. Identify any condition changes that may affect Hazard ranking of known ACBM or Assumed ACBM, as well as any HA(s) that have become friable since the last reinspection.
6. Collect bulk samples from each newly discovered friable HA or previously assumed and submit for laboratory analysis.
7. Tabulate reinspection findings and submit for management planner review and recommendations with appropriate response actions based on the AHERA Damage Category of the ACBM.
8. Submit reinspection findings and management planner recommendations to the LEA within thirty (30) days for inclusion into the management plan.

IV. ABATEMENT HISTORY

The information collected from the existing management plan and inspection report(s) and from interviews with the school official revealed that the following asbestos abatement was conducted at the school since the previous Three year Reinspection.

Abatement Dates:

V. REASSESSMENTS AND RECOMMENDATIONS

The reassessments and recommendations are summarized in Tables I and II on the following pages. Detailed Hazard Assessment Sheets and Drawings and Photos (if applicable) are included in Appendix A.

VI. CONCLUSIONS

The Building Three-Year reinspection has been completed and response actions have been recommended for both friable and non-friable ACBM. A timely execution of the response actions recommended will enable the LEA and the Designated Person(s) to effectively manage the existing ACBM.

This three-year reinspection report should be inserted in the current Management plan at the CPS Central Office, and one (1) copy should be kept at the school for use when planning any renovation and/or demolition activities in areas where ACBM has been identified. Also, periodic surveillance documentation and any summary reports from any response actions that are executed at the school should be used to update the Management Plan.

III. METHODOLOGY

Tasks performed on-site included the following:

1. Review current management plan, identify HA(s) and extract appropriate information.
2. Examine and verify abatement records.
3. Touch and visually and physically reinspect and reassess the condition of all friable known or assumed ACBM.
4. Touch and visually and physically reinspect all non-friable known or assumed ACBM to determine whether these materials have become friable since the last inspection or periodic surveillance.
5. Identify any condition changes that may affect Hazard ranking of known ACBM or Assumed ACBM, as well as any HA(s) that have become friable since the last reinspection.
6. Collect bulk samples from each newly discovered friable HA or previously assumed and submit for laboratory analysis.
7. Tabulate reinspection findings and submit for management planner review and recommendations with appropriate response actions based on the AHERA Damage Category of the ACBM.
8. Submit reinspection findings and management planner recommendations to the LEA within thirty (30) days for inclusion into the management plan.

IV. ABATEMENT HISTORY

The information collected from the existing management plan and inspection report(s) and from interviews with the school official revealed that the following asbestos abatement was conducted at the school since the previous Three year Reinspection.

Abatement Dates:

V. REASSESSMENTS AND RECOMMENDATIONS

The reassessments and recommendations are summarized in Tables I and II on the following pages. Detailed Hazard Assessment Sheets and Drawings and Photos (if applicable) are included in Appendix A.

VI. CONCLUSIONS

The Building Three-Year reinspection has been completed and response actions have been recommended for both friable and non-friable ACBM. A timely execution of the response actions recommended will enable the LEA and the Designated Person(s) to effectively manage the existing ACBM.

This three-year reinspection report should be inserted in the current Management plan at the CPS Central Office, and one (1) copy should be kept at the school for use when planning any renovation and/or demolition activities in areas where ACBM has been identified. Also, periodic surveillance documentation and any summary reports from any response actions that are executed at the school should be used to update the Management Plan.

III. METHODOLOGY

Tasks performed on-site included the following:

1. Review current management plan, identify HA(s) and extract appropriate information.
2. Examine and verify abatement records.
3. Touch and visually and physically reinspect and reassess the condition of all friable known or assumed ACBM.
4. Touch and visually and physically reinspect all non-friable known or assumed ACBM to determine whether these materials have become friable since the last inspection or periodic surveillance.
5. Identify any condition changes that may affect Hazard ranking of known ACBM or Assumed ACBM, as well as any HA(s) that have become friable since the last reinspection.
6. Collect bulk samples from each newly discovered friable HA or previously assumed and submit for laboratory analysis.
7. Tabulate reinspection findings and submit for management planner review and recommendations with appropriate response actions based on the AHERA Damage Category of the ACBM.
8. Submit reinspection findings and management planner recommendations to the LEA within thirty (30) days for inclusion into the management plan.

IV. ABATEMENT HISTORY

The information collected from the existing management plan and inspection report(s) and from interviews with the school official revealed that the following asbestos abatement was conducted at the school since the previous Three year Reinspection.

Abatement Dates:

V. REASSESSMENTS AND RECOMMENDATIONS

The reassessments and recommendations are summarized in Tables I and II on the following pages. Detailed Hazard Assessment Sheets and Drawings and Photos (if applicable) are included in Appendix A.

VI. CONCLUSIONS

The Building Three-Year reinspection has been completed and response actions have been recommended for both friable and non-friable ACBM. A timely execution of the response actions recommended will enable the LEA and the Designated Person(s) to effectively manage the existing ACBM.

This three-year reinspection report should be inserted in the current Management plan at the CPS Central Office, and one (1) copy should be kept at the school for use when planning any renovation and/or demolition activities in areas where ACBM has been identified. Also, periodic surveillance documentation and any summary reports from any response actions that are executed at the school should be used to update the Management Plan.

III. METHODOLOGY

Tasks performed on-site included the following:

1. Review current management plan, identify HA(s) and extract appropriate information.
2. Examine and verify abatement records.
3. Touch and visually and physically reinspect and reassess the condition of all friable known or assumed ACBM.
4. Touch and visually and physically reinspect all non-friable known or assumed ACBM to determine whether these materials have become friable since the last inspection or periodic surveillance.
5. Identify any condition changes that may affect Hazard ranking of known ACBM or Assumed ACBM, as well as any HA(s) that have become friable since the last reinspection.
6. Collect bulk samples from each newly discovered friable HA or previously assumed and submit for laboratory analysis.
7. Tabulate reinspection findings and submit for management planner review and recommendations with appropriate response actions based on the AHERA Damage Category of the ACBM.
8. Submit reinspection findings and management planner recommendations to the LEA within thirty (30) days for inclusion into the management plan.

IV. ABATEMENT HISTORY

The information collected from the existing management plan and inspection report(s) and from interviews with the school official revealed that the following asbestos abatement was conducted at the school since the previous Three year Reinspection.

Abatement Dates:

V. REASSESSMENTS AND RECOMMENDATIONS

The reassessments and recommendations are summarized in Tables I and II on the following pages. Detailed Hazard Assessment Sheets and Drawings and Photos (if applicable) are included in Appendix A.

VI. CONCLUSIONS

The Building Three-Year reinspection has been completed and response actions have been recommended for both friable and non-friable ACBM. A timely execution of the response actions recommended will enable the LEA and the Designated Person(s) to effectively manage the existing ACBM.

This three-year reinspection report should be inserted in the current Management plan at the CPS Central Office, and one (1) copy should be kept at the school for use when planning any renovation and/or demolition activities in areas where ACBM has been identified. Also, periodic surveillance documentation and any summary reports from any response actions that are executed at the school should be used to update the Management Plan.

III. METHODOLOGY

Tasks performed on-site included the following:

1. Review current management plan, identify HA(s) and extract appropriate information.
2. Examine and verify abatement records.
3. Touch and visually and physically reinspect and reassess the condition of all friable known or assumed ACBM.
4. Touch and visually and physically reinspect all non-friable known or assumed ACBM to determine whether these materials have become friable since the last inspection or periodic surveillance.
5. Identify any condition changes that may affect Hazard ranking of known ACBM or Assumed ACBM, as well as any HA(s) that have become friable since the last reinspection.
6. Collect bulk samples from each newly discovered friable HA or previously assumed and submit for laboratory analysis.
7. Tabulate reinspection findings and submit for management planner review and recommendations with appropriate response actions based on the AHERA Damage Category of the ACBM.
8. Submit reinspection findings and management planner recommendations to the LEA within thirty (30) days for inclusion into the management plan.

IV. ABATEMENT HISTORY

The information collected from the existing management plan and inspection report(s) and from interviews with the school official revealed that the following asbestos abatement was conducted at the school since the previous Three year Reinspection.

Abatement Dates:

V. REASSESSMENTS AND RECOMMENDATIONS

The reassessments and recommendations are summarized in Tables I and II on the following pages. Detailed Hazard Assessment Sheets and Drawings and Photos (if applicable) are included in Appendix A.

VI. CONCLUSIONS

The Building Three-Year reinspection has been completed and response actions have been recommended for both friable and non-friable ACBM. A timely execution of the response actions recommended will enable the LEA and the Designated Person(s) to effectively manage the existing ACBM.

This three-year reinspection report should be inserted in the current Management plan at the CPS Central Office, and one (1) copy should be kept at the school for use when planning any renovation and/or demolition activities in areas where ACBM has been identified. Also, periodic surveillance documentation and any summary reports from any response actions that are executed at the school should be used to update the Management Plan.

III. METHODOLOGY

Tasks performed on-site included the following:

1. Review current management plan, identify HA(s) and extract appropriate information.
2. Examine and verify abatement records.
3. Touch and visually and physically reinspect and reassess the condition of all friable known or assumed ACBM.
4. Touch and visually and physically reinspect all non-friable known or assumed ACBM to determine whether these materials have become friable since the last inspection or periodic surveillance.
5. Identify any condition changes that may affect Hazard ranking of known ACBM or Assumed ACBM, as well as any HA(s) that have become friable since the last reinspection.
6. Collect bulk samples from each newly discovered friable HA or previously assumed and submit for laboratory analysis.
7. Tabulate reinspection findings and submit for management planner review and recommendations with appropriate response actions based on the AHERA Damage Category of the ACBM.
8. Submit reinspection findings and management planner recommendations to the LEA within thirty (30) days for inclusion into the management plan.

IV. ABATEMENT HISTORY

The information collected from the existing management plan and inspection report(s) and from interviews with the school official revealed that the following asbestos abatement was conducted at the school since the previous Three year Reinspection.

Abatement Dates:

V. REASSESSMENTS AND RECOMMENDATIONS

The reassessments and recommendations are summarized in Tables I and II on the following pages. Detailed Hazard Assessment Sheets and Drawings and Photos (if applicable) are included in Appendix A.

VI. CONCLUSIONS

The Building Three-Year reinspection has been completed and response actions have been recommended for both friable and non-friable ACBM. A timely execution of the response actions recommended will enable the LEA and the Designated Person(s) to effectively manage the existing ACBM.

This three-year reinspection report should be inserted in the current Management plan at the CPS Central Office, and one (1) copy should be kept at the school for use when planning any renovation and/or demolition activities in areas where ACBM has been identified. Also, periodic surveillance documentation and any summary reports from any response actions that are executed at the school should be used to update the Management Plan.

III. METHODOLOGY

Tasks performed on-site included the following:

1. Review current management plan, identify HA(s) and extract appropriate information.
2. Examine and verify abatement records.
3. Touch and visually and physically reinspect and reassess the condition of all friable known or assumed ACBM.
4. Touch and visually and physically reinspect all non-friable known or assumed ACBM to determine whether these materials have become friable since the last inspection or periodic surveillance.
5. Identify any condition changes that may affect Hazard ranking of known ACBM or Assumed ACBM, as well as any HA(s) that have become friable since the last reinspection.
6. Collect bulk samples from each newly discovered friable HA or previously assumed and submit for laboratory analysis.
7. Tabulate reinspection findings and submit for management planner review and recommendations with appropriate response actions based on the AHERA Damage Category of the ACBM.
8. Submit reinspection findings and management planner recommendations to the LEA within thirty (30) days for inclusion into the management plan.

IV. ABATEMENT HISTORY

The information collected from the existing management plan and inspection report(s) and from interviews with the school official revealed that the following asbestos abatement was conducted at the school since the previous Three year Reinspection.

Abatement Dates:

V. REASSESSMENTS AND RECOMMENDATIONS

The reassessments and recommendations are summarized in Tables I and II on the following pages. Detailed Hazard Assessment Sheets and Drawings and Photos (if applicable) are included in Appendix A.

VI. CONCLUSIONS

The Building Three-Year reinspection has been completed and response actions have been recommended for both friable and non-friable ACBM. A timely execution of the response actions recommended will enable the LEA and the Designated Person(s) to effectively manage the existing ACBM.

This three-year reinspection report should be inserted in the current Management plan at the CPS Central Office, and one (1) copy should be kept at the school for use when planning any renovation and/or demolition activities in areas where ACBM has been identified. Also, periodic surveillance documentation and any summary reports from any response actions that are executed at the school should be used to update the Management Plan.

III. METHODOLOGY

Tasks performed on-site included the following:

1. Review current management plan, identify HA(s) and extract appropriate information.
2. Examine and verify abatement records.
3. Touch and visually and physically reinspect and reassess the condition of all friable known or assumed ACBM.
4. Touch and visually and physically reinspect all non-friable known or assumed ACBM to determine whether these materials have become friable since the last inspection or periodic surveillance.
5. Identify any condition changes that may affect Hazard ranking of known ACBM or Assumed ACBM, as well as any HA(s) that have become friable since the last reinspection.
6. Collect bulk samples from each newly discovered friable HA or previously assumed and submit for laboratory analysis.
7. Tabulate reinspection findings and submit for management planner review and recommendations with appropriate response actions based on the AHERA Damage Category of the ACBM.
8. Submit reinspection findings and management planner recommendations to the LEA within thirty (30) days for inclusion into the management plan.

IV. ABATEMENT HISTORY

The information collected from the existing management plan and inspection report(s) and from interviews with the school official revealed that the following asbestos abatement was conducted at the school since the previous Three year Reinspection.

Abatement Dates:

V. REASSESSMENTS AND RECOMMENDATIONS

The reassessments and recommendations are summarized in Tables I and II on the following pages. Detailed Hazard Assessment Sheets and Drawings and Photos (if applicable) are included in Appendix A.

VI. CONCLUSIONS

The Building Three-Year reinspection has been completed and response actions have been recommended for both friable and non-friable ACBM. A timely execution of the response actions recommended will enable the LEA and the Designated Person(s) to effectively manage the existing ACBM.

This three-year reinspection report should be inserted in the current Management plan at the CPS Central Office, and one (1) copy should be kept at the school for use when planning any renovation and/or demolition activities in areas where ACBM has been identified. Also, periodic surveillance documentation and any summary reports from any response actions that are executed at the school should be used to update the Management Plan.

III. METHODOLOGY

Tasks performed on-site included the following:

1. Review current management plan, identify HA(s) and extract appropriate information.
2. Examine and verify abatement records.
3. Touch and visually and physically reinspect and reassess the condition of all friable known or assumed ACBM.
4. Touch and visually and physically reinspect all non-friable known or assumed ACBM to determine whether these materials have become friable since the last inspection or periodic surveillance.
5. Identify any condition changes that may affect Hazard ranking of known ACBM or Assumed ACBM, as well as any HA(s) that have become friable since the last reinspection.
6. Collect bulk samples from each newly discovered friable HA or previously assumed and submit for laboratory analysis.
7. Tabulate reinspection findings and submit for management planner review and recommendations with appropriate response actions based on the AHERA Damage Category of the ACBM.
8. Submit reinspection findings and management planner recommendations to the LEA within thirty (30) days for inclusion into the management plan.

IV. ABATEMENT HISTORY

The information collected from the existing management plan and inspection report(s) and from interviews with the school official revealed that the following asbestos abatement was conducted at the school since the previous Three year Reinspection.

Abatement Dates:

V. REASSESSMENTS AND RECOMMENDATIONS

The reassessments and recommendations are summarized in Tables I and II on the following pages. Detailed Hazard Assessment Sheets and Drawings and Photos (if applicable) are included in Appendix A.

VI. CONCLUSIONS

The Building Three-Year reinspection has been completed and response actions have been recommended for both friable and non-friable ACBM. A timely execution of the response actions recommended will enable the LEA and the Designated Person(s) to effectively manage the existing ACBM.

This three-year reinspection report should be inserted in the current Management plan at the CPS Central Office, and one (1) copy should be kept at the school for use when planning any renovation and/or demolition activities in areas where ACBM has been identified. Also, periodic surveillance documentation and any summary reports from any response actions that are executed at the school should be used to update the Management Plan.

III. METHODOLOGY

Tasks performed on-site included the following:

1. Review current management plan, identify HA(s) and extract appropriate information.
2. Examine and verify abatement records.
3. Touch and visually and physically reinspect and reassess the condition of all friable known or assumed ACBM.
4. Touch and visually and physically reinspect all non-friable known or assumed ACBM to determine whether these materials have become friable since the last inspection or periodic surveillance.
5. Identify any condition changes that may affect Hazard ranking of known ACBM or Assumed ACBM, as well as any HA(s) that have become friable since the last reinspection.
6. Collect bulk samples from each newly discovered friable HA or previously assumed and submit for laboratory analysis.
7. Tabulate reinspection findings and submit for management planner review and recommendations with appropriate response actions based on the AHERA Damage Category of the ACBM.
8. Submit reinspection findings and management planner recommendations to the LEA within thirty (30) days for inclusion into the management plan.

IV. ABATEMENT HISTORY

The information collected from the existing management plan and inspection report(s) and from interviews with the school official revealed that the following asbestos abatement was conducted at the school since the previous Three year Reinspection.

Abatement Dates:

V. REASSESSMENTS AND RECOMMENDATIONS

The reassessments and recommendations are summarized in Tables I and II on the following pages. Detailed Hazard Assessment Sheets and Drawings and Photos (if applicable) are included in Appendix A.

VI. CONCLUSIONS

The Building Three-Year reinspection has been completed and response actions have been recommended for both friable and non-friable ACBM. A timely execution of the response actions recommended will enable the LEA and the Designated Person(s) to effectively manage the existing ACBM.

This three-year reinspection report should be inserted in the current Management plan at the CPS Central Office, and one (1) copy should be kept at the school for use when planning any renovation and/or demolition activities in areas where ACBM has been identified. Also, periodic surveillance documentation and any summary reports from any response actions that are executed at the school should be used to update the Management Plan.

III. METHODOLOGY

Tasks performed on-site included the following:

1. Review current management plan, identify HA(s) and extract appropriate information.
2. Examine and verify abatement records.
3. Touch and visually and physically reinspect and reassess the condition of all friable known or assumed ACBM.
4. Touch and visually and physically reinspect all non-friable known or assumed ACBM to determine whether these materials have become friable since the last inspection or periodic surveillance.
5. Identify any condition changes that may affect Hazard ranking of known ACBM or Assumed ACBM, as well as any HA(s) that have become friable since the last reinspection.
6. Collect bulk samples from each newly discovered friable HA or previously assumed and submit for laboratory analysis.
7. Tabulate reinspection findings and submit for management planner review and recommendations with appropriate response actions based on the AHERA Damage Category of the ACBM.
8. Submit reinspection findings and management planner recommendations to the LEA within thirty (30) days for inclusion into the management plan.

IV. ABATEMENT HISTORY

The information collected from the existing management plan and inspection report(s) and from interviews with the school official revealed that the following asbestos abatement was conducted at the school since the previous Three year Reinspection.

Abatement Dates:

V. REASSESSMENTS AND RECOMMENDATIONS

The reassessments and recommendations are summarized in Tables I and II on the following pages. Detailed Hazard Assessment Sheets and Drawings and Photos (if applicable) are included in Appendix A.

VI. CONCLUSIONS

The Building Three-Year reinspection has been completed and response actions have been recommended for both friable and non-friable ACBM. A timely execution of the response actions recommended will enable the LEA and the Designated Person(s) to effectively manage the existing ACBM.

This three-year reinspection report should be inserted in the current Management plan at the CPS Central Office, and one (1) copy should be kept at the school for use when planning any renovation and/or demolition activities in areas where ACBM has been identified. Also, periodic surveillance documentation and any summary reports from any response actions that are executed at the school should be used to update the Management Plan.

III. METHODOLOGY

Tasks performed on-site included the following:

1. Review current management plan, identify HA(s) and extract appropriate information.
2. Examine and verify abatement records.
3. Touch and visually and physically reinspect and reassess the condition of all friable known or assumed ACBM.
4. Touch and visually and physically reinspect all non-friable known or assumed ACBM to determine whether these materials have become friable since the last inspection or periodic surveillance.
5. Identify any condition changes that may affect Hazard ranking of known ACBM or Assumed ACBM, as well as any HA(s) that have become friable since the last reinspection.
6. Collect bulk samples from each newly discovered friable HA or previously assumed and submit for laboratory analysis.
7. Tabulate reinspection findings and submit for management planner review and recommendations with appropriate response actions based on the AHERA Damage Category of the ACBM.
8. Submit reinspection findings and management planner recommendations to the LEA within thirty (30) days for inclusion into the management plan.

IV. ABATEMENT HISTORY

The information collected from the existing management plan and inspection report(s) and from interviews with the school official revealed that the following asbestos abatement was conducted at the school since the previous Three year Reinspection.

Abatement Dates:

V. REASSESSMENTS AND RECOMMENDATIONS

The reassessments and recommendations are summarized in Tables I and II on the following pages. Detailed Hazard Assessment Sheets and Drawings and Photos (if applicable) are included in Appendix A.

VI. CONCLUSIONS

The Building Three-Year reinspection has been completed and response actions have been recommended for both friable and non-friable ACBM. A timely execution of the response actions recommended will enable the LEA and the Designated Person(s) to effectively manage the existing ACBM.

This three-year reinspection report should be inserted in the current Management plan at the CPS Central Office, and one (1) copy should be kept at the school for use when planning any renovation and/or demolition activities in areas where ACBM has been identified. Also, periodic surveillance documentation and any summary reports from any response actions that are executed at the school should be used to update the Management Plan.

III. METHODOLOGY

Tasks performed on-site included the following:

1. Review current management plan, identify HA(s) and extract appropriate information.
2. Examine and verify abatement records.
3. Touch and visually and physically reinspect and reassess the condition of all friable known or assumed ACBM.
4. Touch and visually and physically reinspect all non-friable known or assumed ACBM to determine whether these materials have become friable since the last inspection or periodic surveillance.
5. Identify any condition changes that may affect Hazard ranking of known ACBM or Assumed ACBM, as well as any HA(s) that have become friable since the last reinspection.
6. Collect bulk samples from each newly discovered friable HA or previously assumed and submit for laboratory analysis.
7. Tabulate reinspection findings and submit for management planner review and recommendations with appropriate response actions based on the AHERA Damage Category of the ACBM.
8. Submit reinspection findings and management planner recommendations to the LEA within thirty (30) days for inclusion into the management plan.

IV. ABATEMENT HISTORY

The information collected from the existing management plan and inspection report(s) and from interviews with the school official revealed that the following asbestos abatement was conducted at the school since the previous Three year Reinspection.

Abatement Dates:

V. REASSESSMENTS AND RECOMMENDATIONS

The reassessments and recommendations are summarized in Tables I and II on the following pages. Detailed Hazard Assessment Sheets and Drawings and Photos (if applicable) are included in Appendix A.

VI. CONCLUSIONS

The Building Three-Year reinspection has been completed and response actions have been recommended for both friable and non-friable ACBM. A timely execution of the response actions recommended will enable the LEA and the Designated Person(s) to effectively manage the existing ACBM.

This three-year reinspection report should be inserted in the current Management plan at the CPS Central Office, and one (1) copy should be kept at the school for use when planning any renovation and/or demolition activities in areas where ACBM has been identified. Also, periodic surveillance documentation and any summary reports from any response actions that are executed at the school should be used to update the Management Plan.

III. METHODOLOGY

Tasks performed on-site included the following:

1. Review current management plan, identify HA(s) and extract appropriate information.
2. Examine and verify abatement records.
3. Touch and visually and physically reinspect and reassess the condition of all friable known or assumed ACBM.
4. Touch and visually and physically reinspect all non-friable known or assumed ACBM to determine whether these materials have become friable since the last inspection or periodic surveillance.
5. Identify any condition changes that may affect Hazard ranking of known ACBM or Assumed ACBM, as well as any HA(s) that have become friable since the last reinspection.
6. Collect bulk samples from each newly discovered friable HA or previously assumed and submit for laboratory analysis.
7. Tabulate reinspection findings and submit for management planner review and recommendations with appropriate response actions based on the AHERA Damage Category of the ACBM.
8. Submit reinspection findings and management planner recommendations to the LEA within thirty (30) days for inclusion into the management plan.

IV. ABATEMENT HISTORY

The information collected from the existing management plan and inspection report(s) and from interviews with the school official revealed that the following asbestos abatement was conducted at the school since the previous Three year Reinspection.

Abatement Dates:

V. REASSESSMENTS AND RECOMMENDATIONS

The reassessments and recommendations are summarized in Tables I and II on the following pages. Detailed Hazard Assessment Sheets and Drawings and Photos (if applicable) are included in Appendix A.

VI. CONCLUSIONS

The Building Three-Year reinspection has been completed and response actions have been recommended for both friable and non-friable ACBM. A timely execution of the response actions recommended will enable the LEA and the Designated Person(s) to effectively manage the existing ACBM.

This three-year reinspection report should be inserted in the current Management plan at the CPS Central Office, and one (1) copy should be kept at the school for use when planning any renovation and/or demolition activities in areas where ACBM has been identified. Also, periodic surveillance documentation and any summary reports from any response actions that are executed at the school should be used to update the Management Plan.

III. METHODOLOGY

Tasks performed on-site included the following:

1. Review current management plan, identify HA(s) and extract appropriate information.
2. Examine and verify abatement records.
3. Touch and visually and physically reinspect and reassess the condition of all friable known or assumed ACBM.
4. Touch and visually and physically reinspect all non-friable known or assumed ACBM to determine whether these materials have become friable since the last inspection or periodic surveillance.
5. Identify any condition changes that may affect Hazard ranking of known ACBM or Assumed ACBM, as well as any HA(s) that have become friable since the last reinspection.
6. Collect bulk samples from each newly discovered friable HA or previously assumed and submit for laboratory analysis.
7. Tabulate reinspection findings and submit for management planner review and recommendations with appropriate response actions based on the AHERA Damage Category of the ACBM.
8. Submit reinspection findings and management planner recommendations to the LEA within thirty (30) days for inclusion into the management plan.

IV. ABATEMENT HISTORY

The information collected from the existing management plan and inspection report(s) and from interviews with the school official revealed that the following asbestos abatement was conducted at the school since the previous Three year Reinspection.

Abatement Dates:

V. REASSESSMENTS AND RECOMMENDATIONS

The reassessments and recommendations are summarized in Tables I and II on the following pages. Detailed Hazard Assessment Sheets and Drawings and Photos (if applicable) are included in Appendix A.

VI. CONCLUSIONS

The Building Three-Year reinspection has been completed and response actions have been recommended for both friable and non-friable ACBM. A timely execution of the response actions recommended will enable the LEA and the Designated Person(s) to effectively manage the existing ACBM.

This three-year reinspection report should be inserted in the current Management plan at the CPS Central Office, and one (1) copy should be kept at the school for use when planning any renovation and/or demolition activities in areas where ACBM has been identified. Also, periodic surveillance documentation and any summary reports from any response actions that are executed at the school should be used to update the Management Plan.

III. METHODOLOGY

Tasks performed on-site included the following:

1. Review current management plan, identify HA(s) and extract appropriate information.
2. Examine and verify abatement records.
3. Touch and visually and physically reinspect and reassess the condition of all friable known or assumed ACBM.
4. Touch and visually and physically reinspect all non-friable known or assumed ACBM to determine whether these materials have become friable since the last inspection or periodic surveillance.
5. Identify any condition changes that may affect Hazard ranking of known ACBM or Assumed ACBM, as well as any HA(s) that have become friable since the last reinspection.
6. Collect bulk samples from each newly discovered friable HA or previously assumed and submit for laboratory analysis.
7. Tabulate reinspection findings and submit for management planner review and recommendations with appropriate response actions based on the AHERA Damage Category of the ACBM.
8. Submit reinspection findings and management planner recommendations to the LEA within thirty (30) days for inclusion into the management plan.

IV. ABATEMENT HISTORY

The information collected from the existing management plan and inspection report(s) and from interviews with the school official revealed that the following asbestos abatement was conducted at the school since the previous Three year Reinspection.

Abatement Dates:

V. REASSESSMENTS AND RECOMMENDATIONS

The reassessments and recommendations are summarized in Tables I and II on the following pages. Detailed Hazard Assessment Sheets and Drawings and Photos (if applicable) are included in Appendix A.

VI. CONCLUSIONS

The Building Three-Year reinspection has been completed and response actions have been recommended for both friable and non-friable ACBM. A timely execution of the response actions recommended will enable the LEA and the Designated Person(s) to effectively manage the existing ACBM.

This three-year reinspection report should be inserted in the current Management plan at the CPS Central Office, and one (1) copy should be kept at the school for use when planning any renovation and/or demolition activities in areas where ACBM has been identified. Also, periodic surveillance documentation and any summary reports from any response actions that are executed at the school should be used to update the Management Plan.

III. METHODOLOGY

Tasks performed on-site included the following:

1. Review current management plan, identify HA(s) and extract appropriate information.
2. Examine and verify abatement records.
3. Touch and visually and physically reinspect and reassess the condition of all friable known or assumed ACBM.
4. Touch and visually and physically reinspect all non-friable known or assumed ACBM to determine whether these materials have become friable since the last inspection or periodic surveillance.
5. Identify any condition changes that may affect Hazard ranking of known ACBM or Assumed ACBM, as well as any HA(s) that have become friable since the last reinspection.
6. Collect bulk samples from each newly discovered friable HA or previously assumed and submit for laboratory analysis.
7. Tabulate reinspection findings and submit for management planner review and recommendations with appropriate response actions based on the AHERA Damage Category of the ACBM.
8. Submit reinspection findings and management planner recommendations to the LEA within thirty (30) days for inclusion into the management plan.

IV. ABATEMENT HISTORY

The information collected from the existing management plan and inspection report(s) and from interviews with the school official revealed that the following asbestos abatement was conducted at the school since the previous Three year Reinspection.

Abatement Dates:

V. REASSESSMENTS AND RECOMMENDATIONS

The reassessments and recommendations are summarized in Tables I and II on the following pages. Detailed Hazard Assessment Sheets and Drawings and Photos (if applicable) are included in Appendix A.

VI. CONCLUSIONS

The Building Three-Year reinspection has been completed and response actions have been recommended for both friable and non-friable ACBM. A timely execution of the response actions recommended will enable the LEA and the Designated Person(s) to effectively manage the existing ACBM.

This three-year reinspection report should be inserted in the current Management plan at the CPS Central Office, and one (1) copy should be kept at the school for use when planning any renovation and/or demolition activities in areas where ACBM has been identified. Also, periodic surveillance documentation and any summary reports from any response actions that are executed at the school should be used to update the Management Plan.

III. METHODOLOGY

Tasks performed on-site included the following:

1. Review current management plan, identify HA(s) and extract appropriate information.
2. Examine and verify abatement records.
3. Touch and visually and physically reinspect and reassess the condition of all friable known or assumed ACBM.
4. Touch and visually and physically reinspect all non-friable known or assumed ACBM to determine whether these materials have become friable since the last inspection or periodic surveillance.
5. Identify any condition changes that may affect Hazard ranking of known ACBM or Assumed ACBM, as well as any HA(s) that have become friable since the last reinspection.
6. Collect bulk samples from each newly discovered friable HA or previously assumed and submit for laboratory analysis.
7. Tabulate reinspection findings and submit for management planner review and recommendations with appropriate response actions based on the AHERA Damage Category of the ACBM.
8. Submit reinspection findings and management planner recommendations to the LEA within thirty (30) days for inclusion into the management plan.

IV. ABATEMENT HISTORY

The information collected from the existing management plan and inspection report(s) and from interviews with the school official revealed that the following asbestos abatement was conducted at the school since the previous Three year Reinspection.

Abatement Dates:

V. REASSESSMENTS AND RECOMMENDATIONS

The reassessments and recommendations are summarized in Tables I and II on the following pages. Detailed Hazard Assessment Sheets and Drawings and Photos (if applicable) are included in Appendix A.

VI. CONCLUSIONS

The Building Three-Year reinspection has been completed and response actions have been recommended for both friable and non-friable ACBM. A timely execution of the response actions recommended will enable the LEA and the Designated Person(s) to effectively manage the existing ACBM.

This three-year reinspection report should be inserted in the current Management plan at the CPS Central Office, and one (1) copy should be kept at the school for use when planning any renovation and/or demolition activities in areas where ACBM has been identified. Also, periodic surveillance documentation and any summary reports from any response actions that are executed at the school should be used to update the Management Plan.

III. METHODOLOGY

Tasks performed on-site included the following:

1. Review current management plan, identify HA(s) and extract appropriate information.
2. Examine and verify abatement records.
3. Touch and visually and physically reinspect and reassess the condition of all friable known or assumed ACBM.
4. Touch and visually and physically reinspect all non-friable known or assumed ACBM to determine whether these materials have become friable since the last inspection or periodic surveillance.
5. Identify any condition changes that may affect Hazard ranking of known ACBM or Assumed ACBM, as well as any HA(s) that have become friable since the last reinspection.
6. Collect bulk samples from each newly discovered friable HA or previously assumed and submit for laboratory analysis.
7. Tabulate reinspection findings and submit for management planner review and recommendations with appropriate response actions based on the AHERA Damage Category of the ACBM.
8. Submit reinspection findings and management planner recommendations to the LEA within thirty (30) days for inclusion into the management plan.

IV. ABATEMENT HISTORY

The information collected from the existing management plan and inspection report(s) and from interviews with the school official revealed that the following asbestos abatement was conducted at the school since the previous Three year Reinspection.

Abatement Dates:

V. REASSESSMENTS AND RECOMMENDATIONS

The reassessments and recommendations are summarized in Tables I and II on the following pages. Detailed Hazard Assessment Sheets and Drawings and Photos (if applicable) are included in Appendix A.

VI. CONCLUSIONS

The Building Three-Year reinspection has been completed and response actions have been recommended for both friable and non-friable ACBM. A timely execution of the response actions recommended will enable the LEA and the Designated Person(s) to effectively manage the existing ACBM.

This three-year reinspection report should be inserted in the current Management plan at the CPS Central Office, and one (1) copy should be kept at the school for use when planning any renovation and/or demolition activities in areas where ACBM has been identified. Also, periodic surveillance documentation and any summary reports from any response actions that are executed at the school should be used to update the Management Plan.

III. METHODOLOGY

Tasks performed on-site included the following:

1. Review current management plan, identify HA(s) and extract appropriate information.
2. Examine and verify abatement records.
3. Touch and visually and physically reinspect and reassess the condition of all friable known or assumed ACBM.
4. Touch and visually and physically reinspect all non-friable known or assumed ACBM to determine whether these materials have become friable since the last inspection or periodic surveillance.
5. Identify any condition changes that may affect Hazard ranking of known ACBM or Assumed ACBM, as well as any HA(s) that have become friable since the last reinspection.
6. Collect bulk samples from each newly discovered friable HA or previously assumed and submit for laboratory analysis.
7. Tabulate reinspection findings and submit for management planner review and recommendations with appropriate response actions based on the AHERA Damage Category of the ACBM.
8. Submit reinspection findings and management planner recommendations to the LEA within thirty (30) days for inclusion into the management plan.

IV. ABATEMENT HISTORY

The information collected from the existing management plan and inspection report(s) and from interviews with the school official revealed that the following asbestos abatement was conducted at the school since the previous Three year Reinspection.

Abatement Dates:

V. REASSESSMENTS AND RECOMMENDATIONS

The reassessments and recommendations are summarized in Tables I and II on the following pages. Detailed Hazard Assessment Sheets and Drawings and Photos (if applicable) are included in Appendix A.

VI. CONCLUSIONS

The Building Three-Year reinspection has been completed and response actions have been recommended for both friable and non-friable ACBM. A timely execution of the response actions recommended will enable the LEA and the Designated Person(s) to effectively manage the existing ACBM.

This three-year reinspection report should be inserted in the current Management plan at the CPS Central Office, and one (1) copy should be kept at the school for use when planning any renovation and/or demolition activities in areas where ACBM has been identified. Also, periodic surveillance documentation and any summary reports from any response actions that are executed at the school should be used to update the Management Plan.

III. METHODOLOGY

Tasks performed on-site included the following:

1. Review current management plan, identify HA(s) and extract appropriate information.
2. Examine and verify abatement records.
3. Touch and visually and physically reinspect and reassess the condition of all friable known or assumed ACBM.
4. Touch and visually and physically reinspect all non-friable known or assumed ACBM to determine whether these materials have become friable since the last inspection or periodic surveillance.
5. Identify any condition changes that may affect Hazard ranking of known ACBM or Assumed ACBM, as well as any HA(s) that have become friable since the last reinspection.
6. Collect bulk samples from each newly discovered friable HA or previously assumed and submit for laboratory analysis.
7. Tabulate reinspection findings and submit for management planner review and recommendations with appropriate response actions based on the AHERA Damage Category of the ACBM.
8. Submit reinspection findings and management planner recommendations to the LEA within thirty (30) days for inclusion into the management plan.

IV. ABATEMENT HISTORY

The information collected from the existing management plan and inspection report(s) and from interviews with the school official revealed that the following asbestos abatement was conducted at the school since the previous Three year Reinspection.

Abatement Dates:

V. REASSESSMENTS AND RECOMMENDATIONS

The reassessments and recommendations are summarized in Tables I and II on the following pages. Detailed Hazard Assessment Sheets and Drawings and Photos (if applicable) are included in Appendix A.

VI. CONCLUSIONS

The Building Three-Year reinspection has been completed and response actions have been recommended for both friable and non-friable ACBM. A timely execution of the response actions recommended will enable the LEA and the Designated Person(s) to effectively manage the existing ACBM.

This three-year reinspection report should be inserted in the current Management plan at the CPS Central Office, and one (1) copy should be kept at the school for use when planning any renovation and/or demolition activities in areas where ACBM has been identified. Also, periodic surveillance documentation and any summary reports from any response actions that are executed at the school should be used to update the Management Plan.

III. METHODOLOGY

Tasks performed on-site included the following:

1. Review current management plan, identify HA(s) and extract appropriate information.
2. Examine and verify abatement records.
3. Touch and visually and physically reinspect and reassess the condition of all friable known or assumed ACBM.
4. Touch and visually and physically reinspect all non-friable known or assumed ACBM to determine whether these materials have become friable since the last inspection or periodic surveillance.
5. Identify any condition changes that may affect Hazard ranking of known ACBM or Assumed ACBM, as well as any HA(s) that have become friable since the last reinspection.
6. Collect bulk samples from each newly discovered friable HA or previously assumed and submit for laboratory analysis.
7. Tabulate reinspection findings and submit for management planner review and recommendations with appropriate response actions based on the AHERA Damage Category of the ACBM.
8. Submit reinspection findings and management planner recommendations to the LEA within thirty (30) days for inclusion into the management plan.

IV. ABATEMENT HISTORY

The information collected from the existing management plan and inspection report(s) and from interviews with the school official revealed that the following asbestos abatement was conducted at the school since the previous Three year Reinspection.

Abatement Dates:

V. REASSESSMENTS AND RECOMMENDATIONS

The reassessments and recommendations are summarized in Tables I and II on the following pages. Detailed Hazard Assessment Sheets and Drawings and Photos (if applicable) are included in Appendix A.

VI. CONCLUSIONS

The Building Three-Year reinspection has been completed and response actions have been recommended for both friable and non-friable ACBM. A timely execution of the response actions recommended will enable the LEA and the Designated Person(s) to effectively manage the existing ACBM.

This three-year reinspection report should be inserted in the current Management plan at the CPS Central Office, and one (1) copy should be kept at the school for use when planning any renovation and/or demolition activities in areas where ACBM has been identified. Also, periodic surveillance documentation and any summary reports from any response actions that are executed at the school should be used to update the Management Plan.

III. METHODOLOGY

Tasks performed on-site included the following:

1. Review current management plan, identify HA(s) and extract appropriate information.
2. Examine and verify abatement records.
3. Touch and visually and physically reinspect and reassess the condition of all friable known or assumed ACBM.
4. Touch and visually and physically reinspect all non-friable known or assumed ACBM to determine whether these materials have become friable since the last inspection or periodic surveillance.
5. Identify any condition changes that may affect Hazard ranking of known ACBM or Assumed ACBM, as well as any HA(s) that have become friable since the last reinspection.
6. Collect bulk samples from each newly discovered friable HA or previously assumed and submit for laboratory analysis.
7. Tabulate reinspection findings and submit for management planner review and recommendations with appropriate response actions based on the AHERA Damage Category of the ACBM.
8. Submit reinspection findings and management planner recommendations to the LEA within thirty (30) days for inclusion into the management plan.

IV. ABATEMENT HISTORY

The information collected from the existing management plan and inspection report(s) and from interviews with the school official revealed that the following asbestos abatement was conducted at the school since the previous Three year Reinspection.

Abatement Dates:

V. REASSESSMENTS AND RECOMMENDATIONS

The reassessments and recommendations are summarized in Tables I and II on the following pages. Detailed Hazard Assessment Sheets and Drawings and Photos (if applicable) are included in Appendix A.

VI. CONCLUSIONS

The Building Three-Year reinspection has been completed and response actions have been recommended for both friable and non-friable ACBM. A timely execution of the response actions recommended will enable the LEA and the Designated Person(s) to effectively manage the existing ACBM.

This three-year reinspection report should be inserted in the current Management plan at the CPS Central Office, and one (1) copy should be kept at the school for use when planning any renovation and/or demolition activities in areas where ACBM has been identified. Also, periodic surveillance documentation and any summary reports from any response actions that are executed at the school should be used to update the Management Plan.

III. METHODOLOGY

Tasks performed on-site included the following:

1. Review current management plan, identify HA(s) and extract appropriate information.
2. Examine and verify abatement records.
3. Touch and visually and physically reinspect and reassess the condition of all friable known or assumed ACBM.
4. Touch and visually and physically reinspect all non-friable known or assumed ACBM to determine whether these materials have become friable since the last inspection or periodic surveillance.
5. Identify any condition changes that may affect Hazard ranking of known ACBM or Assumed ACBM, as well as any HA(s) that have become friable since the last reinspection.
6. Collect bulk samples from each newly discovered friable HA or previously assumed and submit for laboratory analysis.
7. Tabulate reinspection findings and submit for management planner review and recommendations with appropriate response actions based on the AHERA Damage Category of the ACBM.
8. Submit reinspection findings and management planner recommendations to the LEA within thirty (30) days for inclusion into the management plan.

IV. ABATEMENT HISTORY

The information collected from the existing management plan and inspection report(s) and from interviews with the school official revealed that the following asbestos abatement was conducted at the school since the previous Three year Reinspection.

Abatement Dates:

V. REASSESSMENTS AND RECOMMENDATIONS

The reassessments and recommendations are summarized in Tables I and II on the following pages. Detailed Hazard Assessment Sheets and Drawings and Photos (if applicable) are included in Appendix A.

VI. CONCLUSIONS

The Building Three-Year reinspection has been completed and response actions have been recommended for both friable and non-friable ACBM. A timely execution of the response actions recommended will enable the LEA and the Designated Person(s) to effectively manage the existing ACBM.

This three-year reinspection report should be inserted in the current Management plan at the CPS Central Office, and one (1) copy should be kept at the school for use when planning any renovation and/or demolition activities in areas where ACBM has been identified. Also, periodic surveillance documentation and any summary reports from any response actions that are executed at the school should be used to update the Management Plan.

III. METHODOLOGY

Tasks performed on-site included the following:

1. Review current management plan, identify HA(s) and extract appropriate information.
2. Examine and verify abatement records.
3. Touch and visually and physically reinspect and reassess the condition of all friable known or assumed ACBM.
4. Touch and visually and physically reinspect all non-friable known or assumed ACBM to determine whether these materials have become friable since the last inspection or periodic surveillance.
5. Identify any condition changes that may affect Hazard ranking of known ACBM or Assumed ACBM, as well as any HA(s) that have become friable since the last reinspection.
6. Collect bulk samples from each newly discovered friable HA or previously assumed and submit for laboratory analysis.
7. Tabulate reinspection findings and submit for management planner review and recommendations with appropriate response actions based on the AHERA Damage Category of the ACBM.
8. Submit reinspection findings and management planner recommendations to the LEA within thirty (30) days for inclusion into the management plan.

IV. ABATEMENT HISTORY

The information collected from the existing management plan and inspection report(s) and from interviews with the school official revealed that the following asbestos abatement was conducted at the school since the previous Three year Reinspection.

Abatement Dates:

V. REASSESSMENTS AND RECOMMENDATIONS

The reassessments and recommendations are summarized in Tables I and II on the following pages. Detailed Hazard Assessment Sheets and Drawings and Photos (if applicable) are included in Appendix A.

VI. CONCLUSIONS

The Building Three-Year reinspection has been completed and response actions have been recommended for both friable and non-friable ACBM. A timely execution of the response actions recommended will enable the LEA and the Designated Person(s) to effectively manage the existing ACBM.

This three-year reinspection report should be inserted in the current Management plan at the CPS Central Office, and one (1) copy should be kept at the school for use when planning any renovation and/or demolition activities in areas where ACBM has been identified. Also, periodic surveillance documentation and any summary reports from any response actions that are executed at the school should be used to update the Management Plan.

III. METHODOLOGY

Tasks performed on-site included the following:

1. Review current management plan, identify HA(s) and extract appropriate information.
2. Examine and verify abatement records.
3. Touch and visually and physically reinspect and reassess the condition of all friable known or assumed ACBM.
4. Touch and visually and physically reinspect all non-friable known or assumed ACBM to determine whether these materials have become friable since the last inspection or periodic surveillance.
5. Identify any condition changes that may affect Hazard ranking of known ACBM or Assumed ACBM, as well as any HA(s) that have become friable since the last reinspection.
6. Collect bulk samples from each newly discovered friable HA or previously assumed and submit for laboratory analysis.
7. Tabulate reinspection findings and submit for management planner review and recommendations with appropriate response actions based on the AHERA Damage Category of the ACBM.
8. Submit reinspection findings and management planner recommendations to the LEA within thirty (30) days for inclusion into the management plan.

IV. ABATEMENT HISTORY

The information collected from the existing management plan and inspection report(s) and from interviews with the school official revealed that the following asbestos abatement was conducted at the school since the previous Three year Reinspection.

Abatement Dates:

V. REASSESSMENTS AND RECOMMENDATIONS

The reassessments and recommendations are summarized in Tables I and II on the following pages. Detailed Hazard Assessment Sheets and Drawings and Photos (if applicable) are included in Appendix A.

VI. CONCLUSIONS

The Building Three-Year reinspection has been completed and response actions have been recommended for both friable and non-friable ACBM. A timely execution of the response actions recommended will enable the LEA and the Designated Person(s) to effectively manage the existing ACBM.

This three-year reinspection report should be inserted in the current Management plan at the CPS Central Office, and one (1) copy should be kept at the school for use when planning any renovation and/or demolition activities in areas where ACBM has been identified. Also, periodic surveillance documentation and any summary reports from any response actions that are executed at the school should be used to update the Management Plan.

III. METHODOLOGY

Tasks performed on-site included the following:

1. Review current management plan, identify HA(s) and extract appropriate information.
2. Examine and verify abatement records.
3. Touch and visually and physically reinspect and reassess the condition of all friable known or assumed ACBM.
4. Touch and visually and physically reinspect all non-friable known or assumed ACBM to determine whether these materials have become friable since the last inspection or periodic surveillance.
5. Identify any condition changes that may affect Hazard ranking of known ACBM or Assumed ACBM, as well as any HA(s) that have become friable since the last reinspection.
6. Collect bulk samples from each newly discovered friable HA or previously assumed and submit for laboratory analysis.
7. Tabulate reinspection findings and submit for management planner review and recommendations with appropriate response actions based on the AHERA Damage Category of the ACBM.
8. Submit reinspection findings and management planner recommendations to the LEA within thirty (30) days for inclusion into the management plan.

IV. ABATEMENT HISTORY

The information collected from the existing management plan and inspection report(s) and from interviews with the school official revealed that the following asbestos abatement was conducted at the school since the previous Three year Reinspection.

Abatement Dates:

V. REASSESSMENTS AND RECOMMENDATIONS

The reassessments and recommendations are summarized in Tables I and II on the following pages. Detailed Hazard Assessment Sheets and Drawings and Photos (if applicable) are included in Appendix A.

VI. CONCLUSIONS

The Building Three-Year reinspection has been completed and response actions have been recommended for both friable and non-friable ACBM. A timely execution of the response actions recommended will enable the LEA and the Designated Person(s) to effectively manage the existing ACBM.

This three-year reinspection report should be inserted in the current Management plan at the CPS Central Office, and one (1) copy should be kept at the school for use when planning any renovation and/or demolition activities in areas where ACBM has been identified. Also, periodic surveillance documentation and any summary reports from any response actions that are executed at the school should be used to update the Management Plan.

III. METHODOLOGY

Tasks performed on-site included the following:

1. Review current management plan, identify HA(s) and extract appropriate information.
2. Examine and verify abatement records.
3. Touch and visually and physically reinspect and reassess the condition of all friable known or assumed ACBM.
4. Touch and visually and physically reinspect all non-friable known or assumed ACBM to determine whether these materials have become friable since the last inspection or periodic surveillance.
5. Identify any condition changes that may affect Hazard ranking of known ACBM or Assumed ACBM, as well as any HA(s) that have become friable since the last reinspection.
6. Collect bulk samples from each newly discovered friable HA or previously assumed and submit for laboratory analysis.
7. Tabulate reinspection findings and submit for management planner review and recommendations with appropriate response actions based on the AHERA Damage Category of the ACBM.
8. Submit reinspection findings and management planner recommendations to the LEA within thirty (30) days for inclusion into the management plan.

IV. ABATEMENT HISTORY

The information collected from the existing management plan and inspection report(s) and from interviews with the school official revealed that the following asbestos abatement was conducted at the school since the previous Three year Reinspection.

Abatement Dates:

V. REASSESSMENTS AND RECOMMENDATIONS

The reassessments and recommendations are summarized in Tables I and II on the following pages. Detailed Hazard Assessment Sheets and Drawings and Photos (if applicable) are included in Appendix A.

VI. CONCLUSIONS

The Building Three-Year reinspection has been completed and response actions have been recommended for both friable and non-friable ACBM. A timely execution of the response actions recommended will enable the LEA and the Designated Person(s) to effectively manage the existing ACBM.

This three-year reinspection report should be inserted in the current Management plan at the CPS Central Office, and one (1) copy should be kept at the school for use when planning any renovation and/or demolition activities in areas where ACBM has been identified. Also, periodic surveillance documentation and any summary reports from any response actions that are executed at the school should be used to update the Management Plan.

III. METHODOLOGY

Tasks performed on-site included the following:

1. Review current management plan, identify HA(s) and extract appropriate information.
2. Examine and verify abatement records.
3. Touch and visually and physically reinspect and reassess the condition of all friable known or assumed ACBM.
4. Touch and visually and physically reinspect all non-friable known or assumed ACBM to determine whether these materials have become friable since the last inspection or periodic surveillance.
5. Identify any condition changes that may affect Hazard ranking of known ACBM or Assumed ACBM, as well as any HA(s) that have become friable since the last reinspection.
6. Collect bulk samples from each newly discovered friable HA or previously assumed and submit for laboratory analysis.
7. Tabulate reinspection findings and submit for management planner review and recommendations with appropriate response actions based on the AHERA Damage Category of the ACBM.
8. Submit reinspection findings and management planner recommendations to the LEA within thirty (30) days for inclusion into the management plan.

IV. ABATEMENT HISTORY

The information collected from the existing management plan and inspection report(s) and from interviews with the school official revealed that the following asbestos abatement was conducted at the school since the previous Three year Reinspection.

Abatement Dates:

V. REASSESSMENTS AND RECOMMENDATIONS

The reassessments and recommendations are summarized in Tables I and II on the following pages. Detailed Hazard Assessment Sheets and Drawings and Photos (if applicable) are included in Appendix A.

VI. CONCLUSIONS

The Building Three-Year reinspection has been completed and response actions have been recommended for both friable and non-friable ACBM. A timely execution of the response actions recommended will enable the LEA and the Designated Person(s) to effectively manage the existing ACBM.

This three-year reinspection report should be inserted in the current Management plan at the CPS Central Office, and one (1) copy should be kept at the school for use when planning any renovation and/or demolition activities in areas where ACBM has been identified. Also, periodic surveillance documentation and any summary reports from any response actions that are executed at the school should be used to update the Management Plan.

III. METHODOLOGY

Tasks performed on-site included the following:

1. Review current management plan, identify HA(s) and extract appropriate information.
2. Examine and verify abatement records.
3. Touch and visually and physically reinspect and reassess the condition of all friable known or assumed ACBM.
4. Touch and visually and physically reinspect all non-friable known or assumed ACBM to determine whether these materials have become friable since the last inspection or periodic surveillance.
5. Identify any condition changes that may affect Hazard ranking of known ACBM or Assumed ACBM, as well as any HA(s) that have become friable since the last reinspection.
6. Collect bulk samples from each newly discovered friable HA or previously assumed and submit for laboratory analysis.
7. Tabulate reinspection findings and submit for management planner review and recommendations with appropriate response actions based on the AHERA Damage Category of the ACBM.
8. Submit reinspection findings and management planner recommendations to the LEA within thirty (30) days for inclusion into the management plan.

IV. ABATEMENT HISTORY

The information collected from the existing management plan and inspection report(s) and from interviews with the school official revealed that the following asbestos abatement was conducted at the school since the previous Three year Reinspection.

Abatement Dates:

V. REASSESSMENTS AND RECOMMENDATIONS

The reassessments and recommendations are summarized in Tables I and II on the following pages. Detailed Hazard Assessment Sheets and Drawings and Photos (if applicable) are included in Appendix A.

VI. CONCLUSIONS

The Building Three-Year reinspection has been completed and response actions have been recommended for both friable and non-friable ACBM. A timely execution of the response actions recommended will enable the LEA and the Designated Person(s) to effectively manage the existing ACBM.

This three-year reinspection report should be inserted in the current Management plan at the CPS Central Office, and one (1) copy should be kept at the school for use when planning any renovation and/or demolition activities in areas where ACBM has been identified. Also, periodic surveillance documentation and any summary reports from any response actions that are executed at the school should be used to update the Management Plan.

III. METHODOLOGY

Tasks performed on-site included the following:

1. Review current management plan, identify HA(s) and extract appropriate information.
2. Examine and verify abatement records.
3. Touch and visually and physically reinspect and reassess the condition of all friable known or assumed ACBM.
4. Touch and visually and physically reinspect all non-friable known or assumed ACBM to determine whether these materials have become friable since the last inspection or periodic surveillance.
5. Identify any condition changes that may affect Hazard ranking of known ACBM or Assumed ACBM, as well as any HA(s) that have become friable since the last reinspection.
6. Collect bulk samples from each newly discovered friable HA or previously assumed and submit for laboratory analysis.
7. Tabulate reinspection findings and submit for management planner review and recommendations with appropriate response actions based on the AHERA Damage Category of the ACBM.
8. Submit reinspection findings and management planner recommendations to the LEA within thirty (30) days for inclusion into the management plan.

IV. ABATEMENT HISTORY

The information collected from the existing management plan and inspection report(s) and from interviews with the school official revealed that the following asbestos abatement was conducted at the school since the previous Three year Reinspection.

Abatement Dates:

V. REASSESSMENTS AND RECOMMENDATIONS

The reassessments and recommendations are summarized in Tables I and II on the following pages. Detailed Hazard Assessment Sheets and Drawings and Photos (if applicable) are included in Appendix A.

VI. CONCLUSIONS

The Building Three-Year reinspection has been completed and response actions have been recommended for both friable and non-friable ACBM. A timely execution of the response actions recommended will enable the LEA and the Designated Person(s) to effectively manage the existing ACBM.

This three-year reinspection report should be inserted in the current Management plan at the CPS Central Office, and one (1) copy should be kept at the school for use when planning any renovation and/or demolition activities in areas where ACBM has been identified. Also, periodic surveillance documentation and any summary reports from any response actions that are executed at the school should be used to update the Management Plan.

III. METHODOLOGY

Tasks performed on-site included the following:

1. Review current management plan, identify HA(s) and extract appropriate information.
2. Examine and verify abatement records.
3. Touch and visually and physically reinspect and reassess the condition of all friable known or assumed ACBM.
4. Touch and visually and physically reinspect all non-friable known or assumed ACBM to determine whether these materials have become friable since the last inspection or periodic surveillance.
5. Identify any condition changes that may affect Hazard ranking of known ACBM or Assumed ACBM, as well as any HA(s) that have become friable since the last reinspection.
6. Collect bulk samples from each newly discovered friable HA or previously assumed and submit for laboratory analysis.
7. Tabulate reinspection findings and submit for management planner review and recommendations with appropriate response actions based on the AHERA Damage Category of the ACBM.
8. Submit reinspection findings and management planner recommendations to the LEA within thirty (30) days for inclusion into the management plan.

IV. ABATEMENT HISTORY

The information collected from the existing management plan and inspection report(s) and from interviews with the school official revealed that the following asbestos abatement was conducted at the school since the previous Three year Reinspection.

Abatement Dates:

V. REASSESSMENTS AND RECOMMENDATIONS

The reassessments and recommendations are summarized in Tables I and II on the following pages. Detailed Hazard Assessment Sheets and Drawings and Photos (if applicable) are included in Appendix A.

VI. CONCLUSIONS

The Building Three-Year reinspection has been completed and response actions have been recommended for both friable and non-friable ACBM. A timely execution of the response actions recommended will enable the LEA and the Designated Person(s) to effectively manage the existing ACBM.

This three-year reinspection report should be inserted in the current Management plan at the CPS Central Office, and one (1) copy should be kept at the school for use when planning any renovation and/or demolition activities in areas where ACBM has been identified. Also, periodic surveillance documentation and any summary reports from any response actions that are executed at the school should be used to update the Management Plan.

III. METHODOLOGY

Tasks performed on-site included the following:

1. Review current management plan, identify HA(s) and extract appropriate information.
2. Examine and verify abatement records.
3. Touch and visually and physically reinspect and reassess the condition of all friable known or assumed ACBM.
4. Touch and visually and physically reinspect all non-friable known or assumed ACBM to determine whether these materials have become friable since the last inspection or periodic surveillance.
5. Identify any condition changes that may affect Hazard ranking of known ACBM or Assumed ACBM, as well as any HA(s) that have become friable since the last reinspection.
6. Collect bulk samples from each newly discovered friable HA or previously assumed and submit for laboratory analysis.
7. Tabulate reinspection findings and submit for management planner review and recommendations with appropriate response actions based on the AHERA Damage Category of the ACBM.
8. Submit reinspection findings and management planner recommendations to the LEA within thirty (30) days for inclusion into the management plan.

IV. ABATEMENT HISTORY

The information collected from the existing management plan and inspection report(s) and from interviews with the school official revealed that the following asbestos abatement was conducted at the school since the previous Three year Reinspection.

Abatement Dates:

V. REASSESSMENTS AND RECOMMENDATIONS

The reassessments and recommendations are summarized in Tables I and II on the following pages. Detailed Hazard Assessment Sheets and Drawings and Photos (if applicable) are included in Appendix A.

VI. CONCLUSIONS

The Building Three-Year reinspection has been completed and response actions have been recommended for both friable and non-friable ACBM. A timely execution of the response actions recommended will enable the LEA and the Designated Person(s) to effectively manage the existing ACBM.

This three-year reinspection report should be inserted in the current Management plan at the CPS Central Office, and one (1) copy should be kept at the school for use when planning any renovation and/or demolition activities in areas where ACBM has been identified. Also, periodic surveillance documentation and any summary reports from any response actions that are executed at the school should be used to update the Management Plan.

III. METHODOLOGY

Tasks performed on-site included the following:

1. Review current management plan, identify HA(s) and extract appropriate information.
2. Examine and verify abatement records.
3. Touch and visually and physically reinspect and reassess the condition of all friable known or assumed ACBM.
4. Touch and visually and physically reinspect all non-friable known or assumed ACBM to determine whether these materials have become friable since the last inspection or periodic surveillance.
5. Identify any condition changes that may affect Hazard ranking of known ACBM or Assumed ACBM, as well as any HA(s) that have become friable since the last reinspection.
6. Collect bulk samples from each newly discovered friable HA or previously assumed and submit for laboratory analysis.
7. Tabulate reinspection findings and submit for management planner review and recommendations with appropriate response actions based on the AHERA Damage Category of the ACBM.
8. Submit reinspection findings and management planner recommendations to the LEA within thirty (30) days for inclusion into the management plan.

IV. ABATEMENT HISTORY

The information collected from the existing management plan and inspection report(s) and from interviews with the school official revealed that the following asbestos abatement was conducted at the school since the previous Three year Reinspection.

Abatement Dates:

V. REASSESSMENTS AND RECOMMENDATIONS

The reassessments and recommendations are summarized in Tables I and II on the following pages. Detailed Hazard Assessment Sheets and Drawings and Photos (if applicable) are included in Appendix A.

VI. CONCLUSIONS

The Building Three-Year reinspection has been completed and response actions have been recommended for both friable and non-friable ACBM. A timely execution of the response actions recommended will enable the LEA and the Designated Person(s) to effectively manage the existing ACBM.

This three-year reinspection report should be inserted in the current Management plan at the CPS Central Office, and one (1) copy should be kept at the school for use when planning any renovation and/or demolition activities in areas where ACBM has been identified. Also, periodic surveillance documentation and any summary reports from any response actions that are executed at the school should be used to update the Management Plan.

III. METHODOLOGY

Tasks performed on-site included the following:

1. Review current management plan, identify HA(s) and extract appropriate information.
2. Examine and verify abatement records.
3. Touch and visually and physically reinspect and reassess the condition of all friable known or assumed ACBM.
4. Touch and visually and physically reinspect all non-friable known or assumed ACBM to determine whether these materials have become friable since the last inspection or periodic surveillance.
5. Identify any condition changes that may affect Hazard ranking of known ACBM or Assumed ACBM, as well as any HA(s) that have become friable since the last reinspection.
6. Collect bulk samples from each newly discovered friable HA or previously assumed and submit for laboratory analysis.
7. Tabulate reinspection findings and submit for management planner review and recommendations with appropriate response actions based on the AHERA Damage Category of the ACBM.
8. Submit reinspection findings and management planner recommendations to the LEA within thirty (30) days for inclusion into the management plan.

IV. ABATEMENT HISTORY

The information collected from the existing management plan and inspection report(s) and from interviews with the school official revealed that the following asbestos abatement was conducted at the school since the previous Three year Reinspection.

Abatement Dates:

V. REASSESSMENTS AND RECOMMENDATIONS

The reassessments and recommendations are summarized in Tables I and II on the following pages. Detailed Hazard Assessment Sheets and Drawings and Photos (if applicable) are included in Appendix A.

VI. CONCLUSIONS

The Building Three-Year reinspection has been completed and response actions have been recommended for both friable and non-friable ACBM. A timely execution of the response actions recommended will enable the LEA and the Designated Person(s) to effectively manage the existing ACBM.

This three-year reinspection report should be inserted in the current Management plan at the CPS Central Office, and one (1) copy should be kept at the school for use when planning any renovation and/or demolition activities in areas where ACBM has been identified. Also, periodic surveillance documentation and any summary reports from any response actions that are executed at the school should be used to update the Management Plan.

III. METHODOLOGY

Tasks performed on-site included the following:

1. Review current management plan, identify HA(s) and extract appropriate information.
2. Examine and verify abatement records.
3. Touch and visually and physically reinspect and reassess the condition of all friable known or assumed ACBM.
4. Touch and visually and physically reinspect all non-friable known or assumed ACBM to determine whether these materials have become friable since the last inspection or periodic surveillance.
5. Identify any condition changes that may affect Hazard ranking of known ACBM or Assumed ACBM, as well as any HA(s) that have become friable since the last reinspection.
6. Collect bulk samples from each newly discovered friable HA or previously assumed and submit for laboratory analysis.
7. Tabulate reinspection findings and submit for management planner review and recommendations with appropriate response actions based on the AHERA Damage Category of the ACBM.
8. Submit reinspection findings and management planner recommendations to the LEA within thirty (30) days for inclusion into the management plan.

IV. ABATEMENT HISTORY

The information collected from the existing management plan and inspection report(s) and from interviews with the school official revealed that the following asbestos abatement was conducted at the school since the previous Three year Reinspection.

Abatement Dates:

V. REASSESSMENTS AND RECOMMENDATIONS

The reassessments and recommendations are summarized in Tables I and II on the following pages. Detailed Hazard Assessment Sheets and Drawings and Photos (if applicable) are included in Appendix A.

VI. CONCLUSIONS

The Building Three-Year reinspection has been completed and response actions have been recommended for both friable and non-friable ACBM. A timely execution of the response actions recommended will enable the LEA and the Designated Person(s) to effectively manage the existing ACBM.

This three-year reinspection report should be inserted in the current Management plan at the CPS Central Office, and one (1) copy should be kept at the school for use when planning any renovation and/or demolition activities in areas where ACBM has been identified. Also, periodic surveillance documentation and any summary reports from any response actions that are executed at the school should be used to update the Management Plan.

III. METHODOLOGY

Tasks performed on-site included the following:

1. Review current management plan, identify HA(s) and extract appropriate information.
2. Examine and verify abatement records.
3. Touch and visually and physically reinspect and reassess the condition of all friable known or assumed ACBM.
4. Touch and visually and physically reinspect all non-friable known or assumed ACBM to determine whether these materials have become friable since the last inspection or periodic surveillance.
5. Identify any condition changes that may affect Hazard ranking of known ACBM or Assumed ACBM, as well as any HA(s) that have become friable since the last reinspection.
6. Collect bulk samples from each newly discovered friable HA or previously assumed and submit for laboratory analysis.
7. Tabulate reinspection findings and submit for management planner review and recommendations with appropriate response actions based on the AHERA Damage Category of the ACBM.
8. Submit reinspection findings and management planner recommendations to the LEA within thirty (30) days for inclusion into the management plan.

IV. ABATEMENT HISTORY

The information collected from the existing management plan and inspection report(s) and from interviews with the school official revealed that the following asbestos abatement was conducted at the school since the previous Three year Reinspection.

Abatement Dates:

V. REASSESSMENTS AND RECOMMENDATIONS

The reassessments and recommendations are summarized in Tables I and II on the following pages. Detailed Hazard Assessment Sheets and Drawings and Photos (if applicable) are included in Appendix A.

VI. CONCLUSIONS

The Building Three-Year reinspection has been completed and response actions have been recommended for both friable and non-friable ACBM. A timely execution of the response actions recommended will enable the LEA and the Designated Person(s) to effectively manage the existing ACBM.

This three-year reinspection report should be inserted in the current Management plan at the CPS Central Office, and one (1) copy should be kept at the school for use when planning any renovation and/or demolition activities in areas where ACBM has been identified. Also, periodic surveillance documentation and any summary reports from any response actions that are executed at the school should be used to update the Management Plan.

III. METHODOLOGY

Tasks performed on-site included the following:

1. Review current management plan, identify HA(s) and extract appropriate information.
2. Examine and verify abatement records.
3. Touch and visually and physically reinspect and reassess the condition of all friable known or assumed ACBM.
4. Touch and visually and physically reinspect all non-friable known or assumed ACBM to determine whether these materials have become friable since the last inspection or periodic surveillance.
5. Identify any condition changes that may affect Hazard ranking of known ACBM or Assumed ACBM, as well as any HA(s) that have become friable since the last reinspection.
6. Collect bulk samples from each newly discovered friable HA or previously assumed and submit for laboratory analysis.
7. Tabulate reinspection findings and submit for management planner review and recommendations with appropriate response actions based on the AHERA Damage Category of the ACBM.
8. Submit reinspection findings and management planner recommendations to the LEA within thirty (30) days for inclusion into the management plan.

IV. ABATEMENT HISTORY

The information collected from the existing management plan and inspection report(s) and from interviews with the school official revealed that the following asbestos abatement was conducted at the school since the previous Three year Reinspection.

Abatement Dates:

V. REASSESSMENTS AND RECOMMENDATIONS

The reassessments and recommendations are summarized in Tables I and II on the following pages. Detailed Hazard Assessment Sheets and Drawings and Photos (if applicable) are included in Appendix A.

VI. CONCLUSIONS

The Building Three-Year reinspection has been completed and response actions have been recommended for both friable and non-friable ACBM. A timely execution of the response actions recommended will enable the LEA and the Designated Person(s) to effectively manage the existing ACBM.

This three-year reinspection report should be inserted in the current Management plan at the CPS Central Office, and one (1) copy should be kept at the school for use when planning any renovation and/or demolition activities in areas where ACBM has been identified. Also, periodic surveillance documentation and any summary reports from any response actions that are executed at the school should be used to update the Management Plan.

III. METHODOLOGY

Tasks performed on-site included the following:

1. Review current management plan, identify HA(s) and extract appropriate information.
2. Examine and verify abatement records.
3. Touch and visually and physically reinspect and reassess the condition of all friable known or assumed ACBM.
4. Touch and visually and physically reinspect all non-friable known or assumed ACBM to determine whether these materials have become friable since the last inspection or periodic surveillance.
5. Identify any condition changes that may affect Hazard ranking of known ACBM or Assumed ACBM, as well as any HA(s) that have become friable since the last reinspection.
6. Collect bulk samples from each newly discovered friable HA or previously assumed and submit for laboratory analysis.
7. Tabulate reinspection findings and submit for management planner review and recommendations with appropriate response actions based on the AHERA Damage Category of the ACBM.
8. Submit reinspection findings and management planner recommendations to the LEA within thirty (30) days for inclusion into the management plan.

IV. ABATEMENT HISTORY

The information collected from the existing management plan and inspection report(s) and from interviews with the school official revealed that the following asbestos abatement was conducted at the school since the previous Three year Reinspection.

Abatement Dates:

V. REASSESSMENTS AND RECOMMENDATIONS

The reassessments and recommendations are summarized in Tables I and II on the following pages. Detailed Hazard Assessment Sheets and Drawings and Photos (if applicable) are included in Appendix A.

VI. CONCLUSIONS

The Building Three-Year reinspection has been completed and response actions have been recommended for both friable and non-friable ACBM. A timely execution of the response actions recommended will enable the LEA and the Designated Person(s) to effectively manage the existing ACBM.

This three-year reinspection report should be inserted in the current Management plan at the CPS Central Office, and one (1) copy should be kept at the school for use when planning any renovation and/or demolition activities in areas where ACBM has been identified. Also, periodic surveillance documentation and any summary reports from any response actions that are executed at the school should be used to update the Management Plan.

III. METHODOLOGY

Tasks performed on-site included the following:

1. Review current management plan, identify HA(s) and extract appropriate information.
2. Examine and verify abatement records.
3. Touch and visually and physically reinspect and reassess the condition of all friable known or assumed ACBM.
4. Touch and visually and physically reinspect all non-friable known or assumed ACBM to determine whether these materials have become friable since the last inspection or periodic surveillance.
5. Identify any condition changes that may affect Hazard ranking of known ACBM or Assumed ACBM, as well as any HA(s) that have become friable since the last reinspection.
6. Collect bulk samples from each newly discovered friable HA or previously assumed and submit for laboratory analysis.
7. Tabulate reinspection findings and submit for management planner review and recommendations with appropriate response actions based on the AHERA Damage Category of the ACBM.
8. Submit reinspection findings and management planner recommendations to the LEA within thirty (30) days for inclusion into the management plan.

IV. ABATEMENT HISTORY

The information collected from the existing management plan and inspection report(s) and from interviews with the school official revealed that the following asbestos abatement was conducted at the school since the previous Three year Reinspection.

Abatement Dates:

V. REASSESSMENTS AND RECOMMENDATIONS

The reassessments and recommendations are summarized in Tables I and II on the following pages. Detailed Hazard Assessment Sheets and Drawings and Photos (if applicable) are included in Appendix A.

VI. CONCLUSIONS

The Building Three-Year reinspection has been completed and response actions have been recommended for both friable and non-friable ACBM. A timely execution of the response actions recommended will enable the LEA and the Designated Person(s) to effectively manage the existing ACBM.

This three-year reinspection report should be inserted in the current Management plan at the CPS Central Office, and one (1) copy should be kept at the school for use when planning any renovation and/or demolition activities in areas where ACBM has been identified. Also, periodic surveillance documentation and any summary reports from any response actions that are executed at the school should be used to update the Management Plan.

III. METHODOLOGY

Tasks performed on-site included the following:

1. Review current management plan, identify HA(s) and extract appropriate information.
2. Examine and verify abatement records.
3. Touch and visually and physically reinspect and reassess the condition of all friable known or assumed ACBM.
4. Touch and visually and physically reinspect all non-friable known or assumed ACBM to determine whether these materials have become friable since the last inspection or periodic surveillance.
5. Identify any condition changes that may affect Hazard ranking of known ACBM or Assumed ACBM, as well as any HA(s) that have become friable since the last reinspection.
6. Collect bulk samples from each newly discovered friable HA or previously assumed and submit for laboratory analysis.
7. Tabulate reinspection findings and submit for management planner review and recommendations with appropriate response actions based on the AHERA Damage Category of the ACBM.
8. Submit reinspection findings and management planner recommendations to the LEA within thirty (30) days for inclusion into the management plan.

IV. ABATEMENT HISTORY

The information collected from the existing management plan and inspection report(s) and from interviews with the school official revealed that the following asbestos abatement was conducted at the school since the previous Three year Reinspection.

Abatement Dates:

V. REASSESSMENTS AND RECOMMENDATIONS

The reassessments and recommendations are summarized in Tables I and II on the following pages. Detailed Hazard Assessment Sheets and Drawings and Photos (if applicable) are included in Appendix A.

VI. CONCLUSIONS

The Building Three-Year reinspection has been completed and response actions have been recommended for both friable and non-friable ACBM. A timely execution of the response actions recommended will enable the LEA and the Designated Person(s) to effectively manage the existing ACBM.

This three-year reinspection report should be inserted in the current Management plan at the CPS Central Office, and one (1) copy should be kept at the school for use when planning any renovation and/or demolition activities in areas where ACBM has been identified. Also, periodic surveillance documentation and any summary reports from any response actions that are executed at the school should be used to update the Management Plan.

III. METHODOLOGY

Tasks performed on-site included the following:

1. Review current management plan, identify HA(s) and extract appropriate information.
2. Examine and verify abatement records.
3. Touch and visually and physically reinspect and reassess the condition of all friable known or assumed ACBM.
4. Touch and visually and physically reinspect all non-friable known or assumed ACBM to determine whether these materials have become friable since the last inspection or periodic surveillance.
5. Identify any condition changes that may affect Hazard ranking of known ACBM or Assumed ACBM, as well as any HA(s) that have become friable since the last reinspection.
6. Collect bulk samples from each newly discovered friable HA or previously assumed and submit for laboratory analysis.
7. Tabulate reinspection findings and submit for management planner review and recommendations with appropriate response actions based on the AHERA Damage Category of the ACBM.
8. Submit reinspection findings and management planner recommendations to the LEA within thirty (30) days for inclusion into the management plan.

IV. ABATEMENT HISTORY

The information collected from the existing management plan and inspection report(s) and from interviews with the school official revealed that the following asbestos abatement was conducted at the school since the previous Three year Reinspection.

Abatement Dates:

V. REASSESSMENTS AND RECOMMENDATIONS

The reassessments and recommendations are summarized in Tables I and II on the following pages. Detailed Hazard Assessment Sheets and Drawings and Photos (if applicable) are included in Appendix A.

VI. CONCLUSIONS

The Building Three-Year reinspection has been completed and response actions have been recommended for both friable and non-friable ACBM. A timely execution of the response actions recommended will enable the LEA and the Designated Person(s) to effectively manage the existing ACBM.

This three-year reinspection report should be inserted in the current Management plan at the CPS Central Office, and one (1) copy should be kept at the school for use when planning any renovation and/or demolition activities in areas where ACBM has been identified. Also, periodic surveillance documentation and any summary reports from any response actions that are executed at the school should be used to update the Management Plan.

III. METHODOLOGY

Tasks performed on-site included the following:

1. Review current management plan, identify HA(s) and extract appropriate information.
2. Examine and verify abatement records.
3. Touch and visually and physically reinspect and reassess the condition of all friable known or assumed ACBM.
4. Touch and visually and physically reinspect all non-friable known or assumed ACBM to determine whether these materials have become friable since the last inspection or periodic surveillance.
5. Identify any condition changes that may affect Hazard ranking of known ACBM or Assumed ACBM, as well as any HA(s) that have become friable since the last reinspection.
6. Collect bulk samples from each newly discovered friable HA or previously assumed and submit for laboratory analysis.
7. Tabulate reinspection findings and submit for management planner review and recommendations with appropriate response actions based on the AHERA Damage Category of the ACBM.
8. Submit reinspection findings and management planner recommendations to the LEA within thirty (30) days for inclusion into the management plan.

IV. ABATEMENT HISTORY

The information collected from the existing management plan and inspection report(s) and from interviews with the school official revealed that the following asbestos abatement was conducted at the school since the previous Three year Reinspection.

Abatement Dates:

V. REASSESSMENTS AND RECOMMENDATIONS

The reassessments and recommendations are summarized in Tables I and II on the following pages. Detailed Hazard Assessment Sheets and Drawings and Photos (if applicable) are included in Appendix A.

VI. CONCLUSIONS

The Building Three-Year reinspection has been completed and response actions have been recommended for both friable and non-friable ACBM. A timely execution of the response actions recommended will enable the LEA and the Designated Person(s) to effectively manage the existing ACBM.

This three-year reinspection report should be inserted in the current Management plan at the CPS Central Office, and one (1) copy should be kept at the school for use when planning any renovation and/or demolition activities in areas where ACBM has been identified. Also, periodic surveillance documentation and any summary reports from any response actions that are executed at the school should be used to update the Management Plan.

III. METHODOLOGY

Tasks performed on-site included the following:

1. Review current management plan, identify HA(s) and extract appropriate information.
2. Examine and verify abatement records.
3. Touch and visually and physically reinspect and reassess the condition of all friable known or assumed ACBM.
4. Touch and visually and physically reinspect all non-friable known or assumed ACBM to determine whether these materials have become friable since the last inspection or periodic surveillance.
5. Identify any condition changes that may affect Hazard ranking of known ACBM or Assumed ACBM, as well as any HA(s) that have become friable since the last reinspection.
6. Collect bulk samples from each newly discovered friable HA or previously assumed and submit for laboratory analysis.
7. Tabulate reinspection findings and submit for management planner review and recommendations with appropriate response actions based on the AHERA Damage Category of the ACBM.
8. Submit reinspection findings and management planner recommendations to the LEA within thirty (30) days for inclusion into the management plan.

IV. ABATEMENT HISTORY

The information collected from the existing management plan and inspection report(s) and from interviews with the school official revealed that the following asbestos abatement was conducted at the school since the previous Three year Reinspection.

Abatement Dates:

V. REASSESSMENTS AND RECOMMENDATIONS

The reassessments and recommendations are summarized in Tables I and II on the following pages. Detailed Hazard Assessment Sheets and Drawings and Photos (if applicable) are included in Appendix A.

VI. CONCLUSIONS

The Building Three-Year reinspection has been completed and response actions have been recommended for both friable and non-friable ACBM. A timely execution of the response actions recommended will enable the LEA and the Designated Person(s) to effectively manage the existing ACBM.

This three-year reinspection report should be inserted in the current Management plan at the CPS Central Office, and one (1) copy should be kept at the school for use when planning any renovation and/or demolition activities in areas where ACBM has been identified. Also, periodic surveillance documentation and any summary reports from any response actions that are executed at the school should be used to update the Management Plan.

III. METHODOLOGY

Tasks performed on-site included the following:

1. Review current management plan, identify HA(s) and extract appropriate information.
2. Examine and verify abatement records.
3. Touch and visually and physically reinspect and reassess the condition of all friable known or assumed ACBM.
4. Touch and visually and physically reinspect all non-friable known or assumed ACBM to determine whether these materials have become friable since the last inspection or periodic surveillance.
5. Identify any condition changes that may affect Hazard ranking of known ACBM or Assumed ACBM, as well as any HA(s) that have become friable since the last reinspection.
6. Collect bulk samples from each newly discovered friable HA or previously assumed and submit for laboratory analysis.
7. Tabulate reinspection findings and submit for management planner review and recommendations with appropriate response actions based on the AHERA Damage Category of the ACBM.
8. Submit reinspection findings and management planner recommendations to the LEA within thirty (30) days for inclusion into the management plan.

IV. ABATEMENT HISTORY

The information collected from the existing management plan and inspection report(s) and from interviews with the school official revealed that the following asbestos abatement was conducted at the school since the previous Three year Reinspection.

Abatement Dates:

V. REASSESSMENTS AND RECOMMENDATIONS

The reassessments and recommendations are summarized in Tables I and II on the following pages. Detailed Hazard Assessment Sheets and Drawings and Photos (if applicable) are included in Appendix A.

VI. CONCLUSIONS

The Building Three-Year reinspection has been completed and response actions have been recommended for both friable and non-friable ACBM. A timely execution of the response actions recommended will enable the LEA and the Designated Person(s) to effectively manage the existing ACBM.

This three-year reinspection report should be inserted in the current Management plan at the CPS Central Office, and one (1) copy should be kept at the school for use when planning any renovation and/or demolition activities in areas where ACBM has been identified. Also, periodic surveillance documentation and any summary reports from any response actions that are executed at the school should be used to update the Management Plan.

III. METHODOLOGY

Tasks performed on-site included the following:

1. Review current management plan, identify HA(s) and extract appropriate information.
2. Examine and verify abatement records.
3. Touch and visually and physically reinspect and reassess the condition of all friable known or assumed ACBM.
4. Touch and visually and physically reinspect all non-friable known or assumed ACBM to determine whether these materials have become friable since the last inspection or periodic surveillance.
5. Identify any condition changes that may affect Hazard ranking of known ACBM or Assumed ACBM, as well as any HA(s) that have become friable since the last reinspection.
6. Collect bulk samples from each newly discovered friable HA or previously assumed and submit for laboratory analysis.
7. Tabulate reinspection findings and submit for management planner review and recommendations with appropriate response actions based on the AHERA Damage Category of the ACBM.
8. Submit reinspection findings and management planner recommendations to the LEA within thirty (30) days for inclusion into the management plan.

IV. ABATEMENT HISTORY

The information collected from the existing management plan and inspection report(s) and from interviews with the school official revealed that the following asbestos abatement was conducted at the school since the previous Three year Reinspection.

Abatement Dates:

V. REASSESSMENTS AND RECOMMENDATIONS

The reassessments and recommendations are summarized in Tables I and II on the following pages. Detailed Hazard Assessment Sheets and Drawings and Photos (if applicable) are included in Appendix A.

VI. CONCLUSIONS

The Building Three-Year reinspection has been completed and response actions have been recommended for both friable and non-friable ACBM. A timely execution of the response actions recommended will enable the LEA and the Designated Person(s) to effectively manage the existing ACBM.

This three-year reinspection report should be inserted in the current Management plan at the CPS Central Office, and one (1) copy should be kept at the school for use when planning any renovation and/or demolition activities in areas where ACBM has been identified. Also, periodic surveillance documentation and any summary reports from any response actions that are executed at the school should be used to update the Management Plan.

III. METHODOLOGY

Tasks performed on-site included the following:

1. Review current management plan, identify HA(s) and extract appropriate information.
2. Examine and verify abatement records.
3. Touch and visually and physically reinspect and reassess the condition of all friable known or assumed ACBM.
4. Touch and visually and physically reinspect all non-friable known or assumed ACBM to determine whether these materials have become friable since the last inspection or periodic surveillance.
5. Identify any condition changes that may affect Hazard ranking of known ACBM or Assumed ACBM, as well as any HA(s) that have become friable since the last reinspection.
6. Collect bulk samples from each newly discovered friable HA or previously assumed and submit for laboratory analysis.
7. Tabulate reinspection findings and submit for management planner review and recommendations with appropriate response actions based on the AHERA Damage Category of the ACBM.
8. Submit reinspection findings and management planner recommendations to the LEA within thirty (30) days for inclusion into the management plan.

IV. ABATEMENT HISTORY

The information collected from the existing management plan and inspection report(s) and from interviews with the school official revealed that the following asbestos abatement was conducted at the school since the previous Three year Reinspection.

Abatement Dates:

V. REASSESSMENTS AND RECOMMENDATIONS

The reassessments and recommendations are summarized in Tables I and II on the following pages. Detailed Hazard Assessment Sheets and Drawings and Photos (if applicable) are included in Appendix A.

VI. CONCLUSIONS

The Building Three-Year reinspection has been completed and response actions have been recommended for both friable and non-friable ACBM. A timely execution of the response actions recommended will enable the LEA and the Designated Person(s) to effectively manage the existing ACBM.

This three-year reinspection report should be inserted in the current Management plan at the CPS Central Office, and one (1) copy should be kept at the school for use when planning any renovation and/or demolition activities in areas where ACBM has been identified. Also, periodic surveillance documentation and any summary reports from any response actions that are executed at the school should be used to update the Management Plan.

III. METHODOLOGY

Tasks performed on-site included the following:

1. Review current management plan, identify HA(s) and extract appropriate information.
2. Examine and verify abatement records.
3. Touch and visually and physically reinspect and reassess the condition of all friable known or assumed ACBM.
4. Touch and visually and physically reinspect all non-friable known or assumed ACBM to determine whether these materials have become friable since the last inspection or periodic surveillance.
5. Identify any condition changes that may affect Hazard ranking of known ACBM or Assumed ACBM, as well as any HA(s) that have become friable since the last reinspection.
6. Collect bulk samples from each newly discovered friable HA or previously assumed and submit for laboratory analysis.
7. Tabulate reinspection findings and submit for management planner review and recommendations with appropriate response actions based on the AHERA Damage Category of the ACBM.
8. Submit reinspection findings and management planner recommendations to the LEA within thirty (30) days for inclusion into the management plan.

IV. ABATEMENT HISTORY

The information collected from the existing management plan and inspection report(s) and from interviews with the school official revealed that the following asbestos abatement was conducted at the school since the previous Three year Reinspection.

Abatement Dates:

V. REASSESSMENTS AND RECOMMENDATIONS

The reassessments and recommendations are summarized in Tables I and II on the following pages. Detailed Hazard Assessment Sheets and Drawings and Photos (if applicable) are included in Appendix A.

VI. CONCLUSIONS

The Building Three-Year reinspection has been completed and response actions have been recommended for both friable and non-friable ACBM. A timely execution of the response actions recommended will enable the LEA and the Designated Person(s) to effectively manage the existing ACBM.

This three-year reinspection report should be inserted in the current Management plan at the CPS Central Office, and one (1) copy should be kept at the school for use when planning any renovation and/or demolition activities in areas where ACBM has been identified. Also, periodic surveillance documentation and any summary reports from any response actions that are executed at the school should be used to update the Management Plan.

III. METHODOLOGY

Tasks performed on-site included the following:

1. Review current management plan, identify HA(s) and extract appropriate information.
2. Examine and verify abatement records.
3. Touch and visually and physically reinspect and reassess the condition of all friable known or assumed ACBM.
4. Touch and visually and physically reinspect all non-friable known or assumed ACBM to determine whether these materials have become friable since the last inspection or periodic surveillance.
5. Identify any condition changes that may affect Hazard ranking of known ACBM or Assumed ACBM, as well as any HA(s) that have become friable since the last reinspection.
6. Collect bulk samples from each newly discovered friable HA or previously assumed and submit for laboratory analysis.
7. Tabulate reinspection findings and submit for management planner review and recommendations with appropriate response actions based on the AHERA Damage Category of the ACBM.
8. Submit reinspection findings and management planner recommendations to the LEA within thirty (30) days for inclusion into the management plan.

IV. ABATEMENT HISTORY

The information collected from the existing management plan and inspection report(s) and from interviews with the school official revealed that the following asbestos abatement was conducted at the school since the previous Three year Reinspection.

Abatement Dates:

V. REASSESSMENTS AND RECOMMENDATIONS

The reassessments and recommendations are summarized in Tables I and II on the following pages. Detailed Hazard Assessment Sheets and Drawings and Photos (if applicable) are included in Appendix A.

VI. CONCLUSIONS

The Building Three-Year reinspection has been completed and response actions have been recommended for both friable and non-friable ACBM. A timely execution of the response actions recommended will enable the LEA and the Designated Person(s) to effectively manage the existing ACBM.

This three-year reinspection report should be inserted in the current Management plan at the CPS Central Office, and one (1) copy should be kept at the school for use when planning any renovation and/or demolition activities in areas where ACBM has been identified. Also, periodic surveillance documentation and any summary reports from any response actions that are executed at the school should be used to update the Management Plan.

III. METHODOLOGY

Tasks performed on-site included the following:

1. Review current management plan, identify HA(s) and extract appropriate information.
2. Examine and verify abatement records.
3. Touch and visually and physically reinspect and reassess the condition of all friable known or assumed ACBM.
4. Touch and visually and physically reinspect all non-friable known or assumed ACBM to determine whether these materials have become friable since the last inspection or periodic surveillance.
5. Identify any condition changes that may affect Hazard ranking of known ACBM or Assumed ACBM, as well as any HA(s) that have become friable since the last reinspection.
6. Collect bulk samples from each newly discovered friable HA or previously assumed and submit for laboratory analysis.
7. Tabulate reinspection findings and submit for management planner review and recommendations with appropriate response actions based on the AHERA Damage Category of the ACBM.
8. Submit reinspection findings and management planner recommendations to the LEA within thirty (30) days for inclusion into the management plan.

IV. ABATEMENT HISTORY

The information collected from the existing management plan and inspection report(s) and from interviews with the school official revealed that the following asbestos abatement was conducted at the school since the previous Three year Reinspection.

Abatement Dates:

V. REASSESSMENTS AND RECOMMENDATIONS

The reassessments and recommendations are summarized in Tables I and II on the following pages. Detailed Hazard Assessment Sheets and Drawings and Photos (if applicable) are included in Appendix A.

VI. CONCLUSIONS

The Building Three-Year reinspection has been completed and response actions have been recommended for both friable and non-friable ACBM. A timely execution of the response actions recommended will enable the LEA and the Designated Person(s) to effectively manage the existing ACBM.

This three-year reinspection report should be inserted in the current Management plan at the CPS Central Office, and one (1) copy should be kept at the school for use when planning any renovation and/or demolition activities in areas where ACBM has been identified. Also, periodic surveillance documentation and any summary reports from any response actions that are executed at the school should be used to update the Management Plan.

III. METHODOLOGY

Tasks performed on-site included the following:

1. Review current management plan, identify HA(s) and extract appropriate information.
2. Examine and verify abatement records.
3. Touch and visually and physically reinspect and reassess the condition of all friable known or assumed ACBM.
4. Touch and visually and physically reinspect all non-friable known or assumed ACBM to determine whether these materials have become friable since the last inspection or periodic surveillance.
5. Identify any condition changes that may affect Hazard ranking of known ACBM or Assumed ACBM, as well as any HA(s) that have become friable since the last reinspection.
6. Collect bulk samples from each newly discovered friable HA or previously assumed and submit for laboratory analysis.
7. Tabulate reinspection findings and submit for management planner review and recommendations with appropriate response actions based on the AHERA Damage Category of the ACBM.
8. Submit reinspection findings and management planner recommendations to the LEA within thirty (30) days for inclusion into the management plan.

IV. ABATEMENT HISTORY

The information collected from the existing management plan and inspection report(s) and from interviews with the school official revealed that the following asbestos abatement was conducted at the school since the previous Three year Reinspection.

Abatement Dates:

V. REASSESSMENTS AND RECOMMENDATIONS

The reassessments and recommendations are summarized in Tables I and II on the following pages. Detailed Hazard Assessment Sheets and Drawings and Photos (if applicable) are included in Appendix A.

VI. CONCLUSIONS

The Building Three-Year reinspection has been completed and response actions have been recommended for both friable and non-friable ACBM. A timely execution of the response actions recommended will enable the LEA and the Designated Person(s) to effectively manage the existing ACBM.

This three-year reinspection report should be inserted in the current Management plan at the CPS Central Office, and one (1) copy should be kept at the school for use when planning any renovation and/or demolition activities in areas where ACBM has been identified. Also, periodic surveillance documentation and any summary reports from any response actions that are executed at the school should be used to update the Management Plan.

III. METHODOLOGY

Tasks performed on-site included the following:

1. Review current management plan, identify HA(s) and extract appropriate information.
2. Examine and verify abatement records.
3. Touch and visually and physically reinspect and reassess the condition of all friable known or assumed ACBM.
4. Touch and visually and physically reinspect all non-friable known or assumed ACBM to determine whether these materials have become friable since the last inspection or periodic surveillance.
5. Identify any condition changes that may affect Hazard ranking of known ACBM or Assumed ACBM, as well as any HA(s) that have become friable since the last reinspection.
6. Collect bulk samples from each newly discovered friable HA or previously assumed and submit for laboratory analysis.
7. Tabulate reinspection findings and submit for management planner review and recommendations with appropriate response actions based on the AHERA Damage Category of the ACBM.
8. Submit reinspection findings and management planner recommendations to the LEA within thirty (30) days for inclusion into the management plan.

IV. ABATEMENT HISTORY

The information collected from the existing management plan and inspection report(s) and from interviews with the school official revealed that the following asbestos abatement was conducted at the school since the previous Three year Reinspection.

Abatement Dates:

V. REASSESSMENTS AND RECOMMENDATIONS

The reassessments and recommendations are summarized in Tables I and II on the following pages. Detailed Hazard Assessment Sheets and Drawings and Photos (if applicable) are included in Appendix A.

VI. CONCLUSIONS

The Building Three-Year reinspection has been completed and response actions have been recommended for both friable and non-friable ACBM. A timely execution of the response actions recommended will enable the LEA and the Designated Person(s) to effectively manage the existing ACBM.

This three-year reinspection report should be inserted in the current Management plan at the CPS Central Office, and one (1) copy should be kept at the school for use when planning any renovation and/or demolition activities in areas where ACBM has been identified. Also, periodic surveillance documentation and any summary reports from any response actions that are executed at the school should be used to update the Management Plan.

III. METHODOLOGY

Tasks performed on-site included the following:

1. Review current management plan, identify HA(s) and extract appropriate information.
2. Examine and verify abatement records.
3. Touch and visually and physically reinspect and reassess the condition of all friable known or assumed ACBM.
4. Touch and visually and physically reinspect all non-friable known or assumed ACBM to determine whether these materials have become friable since the last inspection or periodic surveillance.
5. Identify any condition changes that may affect Hazard ranking of known ACBM or Assumed ACBM, as well as any HA(s) that have become friable since the last reinspection.
6. Collect bulk samples from each newly discovered friable HA or previously assumed and submit for laboratory analysis.
7. Tabulate reinspection findings and submit for management planner review and recommendations with appropriate response actions based on the AHERA Damage Category of the ACBM.
8. Submit reinspection findings and management planner recommendations to the LEA within thirty (30) days for inclusion into the management plan.

IV. ABATEMENT HISTORY

The information collected from the existing management plan and inspection report(s) and from interviews with the school official revealed that the following asbestos abatement was conducted at the school since the previous Three year Reinspection.

Abatement Dates:

V. REASSESSMENTS AND RECOMMENDATIONS

The reassessments and recommendations are summarized in Tables I and II on the following pages. Detailed Hazard Assessment Sheets and Drawings and Photos (if applicable) are included in Appendix A.

VI. CONCLUSIONS

The Building Three-Year reinspection has been completed and response actions have been recommended for both friable and non-friable ACBM. A timely execution of the response actions recommended will enable the LEA and the Designated Person(s) to effectively manage the existing ACBM.

This three-year reinspection report should be inserted in the current Management plan at the CPS Central Office, and one (1) copy should be kept at the school for use when planning any renovation and/or demolition activities in areas where ACBM has been identified. Also, periodic surveillance documentation and any summary reports from any response actions that are executed at the school should be used to update the Management Plan.

III. METHODOLOGY

Tasks performed on-site included the following:

1. Review current management plan, identify HA(s) and extract appropriate information.
2. Examine and verify abatement records.
3. Touch and visually and physically reinspect and reassess the condition of all friable known or assumed ACBM.
4. Touch and visually and physically reinspect all non-friable known or assumed ACBM to determine whether these materials have become friable since the last inspection or periodic surveillance.
5. Identify any condition changes that may affect Hazard ranking of known ACBM or Assumed ACBM, as well as any HA(s) that have become friable since the last reinspection.
6. Collect bulk samples from each newly discovered friable HA or previously assumed and submit for laboratory analysis.
7. Tabulate reinspection findings and submit for management planner review and recommendations with appropriate response actions based on the AHERA Damage Category of the ACBM.
8. Submit reinspection findings and management planner recommendations to the LEA within thirty (30) days for inclusion into the management plan.

IV. ABATEMENT HISTORY

The information collected from the existing management plan and inspection report(s) and from interviews with the school official revealed that the following asbestos abatement was conducted at the school since the previous Three year Reinspection.

Abatement Dates:

V. REASSESSMENTS AND RECOMMENDATIONS

The reassessments and recommendations are summarized in Tables I and II on the following pages. Detailed Hazard Assessment Sheets and Drawings and Photos (if applicable) are included in Appendix A.

VI. CONCLUSIONS

The Building Three-Year reinspection has been completed and response actions have been recommended for both friable and non-friable ACBM. A timely execution of the response actions recommended will enable the LEA and the Designated Person(s) to effectively manage the existing ACBM.

This three-year reinspection report should be inserted in the current Management plan at the CPS Central Office, and one (1) copy should be kept at the school for use when planning any renovation and/or demolition activities in areas where ACBM has been identified. Also, periodic surveillance documentation and any summary reports from any response actions that are executed at the school should be used to update the Management Plan.

III. METHODOLOGY

Tasks performed on-site included the following:

1. Review current management plan, identify HA(s) and extract appropriate information.
2. Examine and verify abatement records.
3. Touch and visually and physically reinspect and reassess the condition of all friable known or assumed ACBM.
4. Touch and visually and physically reinspect all non-friable known or assumed ACBM to determine whether these materials have become friable since the last inspection or periodic surveillance.
5. Identify any condition changes that may affect Hazard ranking of known ACBM or Assumed ACBM, as well as any HA(s) that have become friable since the last reinspection.
6. Collect bulk samples from each newly discovered friable HA or previously assumed and submit for laboratory analysis.
7. Tabulate reinspection findings and submit for management planner review and recommendations with appropriate response actions based on the AHERA Damage Category of the ACBM.
8. Submit reinspection findings and management planner recommendations to the LEA within thirty (30) days for inclusion into the management plan.

IV. ABATEMENT HISTORY

The information collected from the existing management plan and inspection report(s) and from interviews with the school official revealed that the following asbestos abatement was conducted at the school since the previous Three year Reinspection.

Abatement Dates:

V. REASSESSMENTS AND RECOMMENDATIONS

The reassessments and recommendations are summarized in Tables I and II on the following pages. Detailed Hazard Assessment Sheets and Drawings and Photos (if applicable) are included in Appendix A.

VI. CONCLUSIONS

The Building Three-Year reinspection has been completed and response actions have been recommended for both friable and non-friable ACBM. A timely execution of the response actions recommended will enable the LEA and the Designated Person(s) to effectively manage the existing ACBM.

This three-year reinspection report should be inserted in the current Management plan at the CPS Central Office, and one (1) copy should be kept at the school for use when planning any renovation and/or demolition activities in areas where ACBM has been identified. Also, periodic surveillance documentation and any summary reports from any response actions that are executed at the school should be used to update the Management Plan.

III. METHODOLOGY

Tasks performed on-site included the following:

1. Review current management plan, identify HA(s) and extract appropriate information.
2. Examine and verify abatement records.
3. Touch and visually and physically reinspect and reassess the condition of all friable known or assumed ACBM.
4. Touch and visually and physically reinspect all non-friable known or assumed ACBM to determine whether these materials have become friable since the last inspection or periodic surveillance.
5. Identify any condition changes that may affect Hazard ranking of known ACBM or Assumed ACBM, as well as any HA(s) that have become friable since the last reinspection.
6. Collect bulk samples from each newly discovered friable HA or previously assumed and submit for laboratory analysis.
7. Tabulate reinspection findings and submit for management planner review and recommendations with appropriate response actions based on the AHERA Damage Category of the ACBM.
8. Submit reinspection findings and management planner recommendations to the LEA within thirty (30) days for inclusion into the management plan.

IV. ABATEMENT HISTORY

The information collected from the existing management plan and inspection report(s) and from interviews with the school official revealed that the following asbestos abatement was conducted at the school since the previous Three year Reinspection.

Abatement Dates:

V. REASSESSMENTS AND RECOMMENDATIONS

The reassessments and recommendations are summarized in Tables I and II on the following pages. Detailed Hazard Assessment Sheets and Drawings and Photos (if applicable) are included in Appendix A.

VI. CONCLUSIONS

The Building Three-Year reinspection has been completed and response actions have been recommended for both friable and non-friable ACBM. A timely execution of the response actions recommended will enable the LEA and the Designated Person(s) to effectively manage the existing ACBM.

This three-year reinspection report should be inserted in the current Management plan at the CPS Central Office, and one (1) copy should be kept at the school for use when planning any renovation and/or demolition activities in areas where ACBM has been identified. Also, periodic surveillance documentation and any summary reports from any response actions that are executed at the school should be used to update the Management Plan.

III. METHODOLOGY

Tasks performed on-site included the following:

1. Review current management plan, identify HA(s) and extract appropriate information.
2. Examine and verify abatement records.
3. Touch and visually and physically reinspect and reassess the condition of all friable known or assumed ACBM.
4. Touch and visually and physically reinspect all non-friable known or assumed ACBM to determine whether these materials have become friable since the last inspection or periodic surveillance.
5. Identify any condition changes that may affect Hazard ranking of known ACBM or Assumed ACBM, as well as any HA(s) that have become friable since the last reinspection.
6. Collect bulk samples from each newly discovered friable HA or previously assumed and submit for laboratory analysis.
7. Tabulate reinspection findings and submit for management planner review and recommendations with appropriate response actions based on the AHERA Damage Category of the ACBM.
8. Submit reinspection findings and management planner recommendations to the LEA within thirty (30) days for inclusion into the management plan.

IV. ABATEMENT HISTORY

The information collected from the existing management plan and inspection report(s) and from interviews with the school official revealed that the following asbestos abatement was conducted at the school since the previous Three year Reinspection.

Abatement Dates:

V. REASSESSMENTS AND RECOMMENDATIONS

The reassessments and recommendations are summarized in Tables I and II on the following pages. Detailed Hazard Assessment Sheets and Drawings and Photos (if applicable) are included in Appendix A.

VI. CONCLUSIONS

The Building Three-Year reinspection has been completed and response actions have been recommended for both friable and non-friable ACBM. A timely execution of the response actions recommended will enable the LEA and the Designated Person(s) to effectively manage the existing ACBM.

This three-year reinspection report should be inserted in the current Management plan at the CPS Central Office, and one (1) copy should be kept at the school for use when planning any renovation and/or demolition activities in areas where ACBM has been identified. Also, periodic surveillance documentation and any summary reports from any response actions that are executed at the school should be used to update the Management Plan.

III. METHODOLOGY

Tasks performed on-site included the following:

1. Review current management plan, identify HA(s) and extract appropriate information.
2. Examine and verify abatement records.
3. Touch and visually and physically reinspect and reassess the condition of all friable known or assumed ACBM.
4. Touch and visually and physically reinspect all non-friable known or assumed ACBM to determine whether these materials have become friable since the last inspection or periodic surveillance.
5. Identify any condition changes that may affect Hazard ranking of known ACBM or Assumed ACBM, as well as any HA(s) that have become friable since the last reinspection.
6. Collect bulk samples from each newly discovered friable HA or previously assumed and submit for laboratory analysis.
7. Tabulate reinspection findings and submit for management planner review and recommendations with appropriate response actions based on the AHERA Damage Category of the ACBM.
8. Submit reinspection findings and management planner recommendations to the LEA within thirty (30) days for inclusion into the management plan.

IV. ABATEMENT HISTORY

The information collected from the existing management plan and inspection report(s) and from interviews with the school official revealed that the following asbestos abatement was conducted at the school since the previous Three year Reinspection.

Abatement Dates:

V. REASSESSMENTS AND RECOMMENDATIONS

The reassessments and recommendations are summarized in Tables I and II on the following pages. Detailed Hazard Assessment Sheets and Drawings and Photos (if applicable) are included in Appendix A.

VI. CONCLUSIONS

The Building Three-Year reinspection has been completed and response actions have been recommended for both friable and non-friable ACBM. A timely execution of the response actions recommended will enable the LEA and the Designated Person(s) to effectively manage the existing ACBM.

This three-year reinspection report should be inserted in the current Management plan at the CPS Central Office, and one (1) copy should be kept at the school for use when planning any renovation and/or demolition activities in areas where ACBM has been identified. Also, periodic surveillance documentation and any summary reports from any response actions that are executed at the school should be used to update the Management Plan.

III. METHODOLOGY

Tasks performed on-site included the following:

1. Review current management plan, identify HA(s) and extract appropriate information.
2. Examine and verify abatement records.
3. Touch and visually and physically reinspect and reassess the condition of all friable known or assumed ACBM.
4. Touch and visually and physically reinspect all non-friable known or assumed ACBM to determine whether these materials have become friable since the last inspection or periodic surveillance.
5. Identify any condition changes that may affect Hazard ranking of known ACBM or Assumed ACBM, as well as any HA(s) that have become friable since the last reinspection.
6. Collect bulk samples from each newly discovered friable HA or previously assumed and submit for laboratory analysis.
7. Tabulate reinspection findings and submit for management planner review and recommendations with appropriate response actions based on the AHERA Damage Category of the ACBM.
8. Submit reinspection findings and management planner recommendations to the LEA within thirty (30) days for inclusion into the management plan.

IV. ABATEMENT HISTORY

The information collected from the existing management plan and inspection report(s) and from interviews with the school official revealed that the following asbestos abatement was conducted at the school since the previous Three year Reinspection.

Abatement Dates:

V. REASSESSMENTS AND RECOMMENDATIONS

The reassessments and recommendations are summarized in Tables I and II on the following pages. Detailed Hazard Assessment Sheets and Drawings and Photos (if applicable) are included in Appendix A.

VI. CONCLUSIONS

The Building Three-Year reinspection has been completed and response actions have been recommended for both friable and non-friable ACBM. A timely execution of the response actions recommended will enable the LEA and the Designated Person(s) to effectively manage the existing ACBM.

This three-year reinspection report should be inserted in the current Management plan at the CPS Central Office, and one (1) copy should be kept at the school for use when planning any renovation and/or demolition activities in areas where ACBM has been identified. Also, periodic surveillance documentation and any summary reports from any response actions that are executed at the school should be used to update the Management Plan.

III. METHODOLOGY

Tasks performed on-site included the following:

1. Review current management plan, identify HA(s) and extract appropriate information.
2. Examine and verify abatement records.
3. Touch and visually and physically reinspect and reassess the condition of all friable known or assumed ACBM.
4. Touch and visually and physically reinspect all non-friable known or assumed ACBM to determine whether these materials have become friable since the last inspection or periodic surveillance.
5. Identify any condition changes that may affect Hazard ranking of known ACBM or Assumed ACBM, as well as any HA(s) that have become friable since the last reinspection.
6. Collect bulk samples from each newly discovered friable HA or previously assumed and submit for laboratory analysis.
7. Tabulate reinspection findings and submit for management planner review and recommendations with appropriate response actions based on the AHERA Damage Category of the ACBM.
8. Submit reinspection findings and management planner recommendations to the LEA within thirty (30) days for inclusion into the management plan.

IV. ABATEMENT HISTORY

The information collected from the existing management plan and inspection report(s) and from interviews with the school official revealed that the following asbestos abatement was conducted at the school since the previous Three year Reinspection.

Abatement Dates:

V. REASSESSMENTS AND RECOMMENDATIONS

The reassessments and recommendations are summarized in Tables I and II on the following pages. Detailed Hazard Assessment Sheets and Drawings and Photos (if applicable) are included in Appendix A.

VI. CONCLUSIONS

The Building Three-Year reinspection has been completed and response actions have been recommended for both friable and non-friable ACBM. A timely execution of the response actions recommended will enable the LEA and the Designated Person(s) to effectively manage the existing ACBM.

This three-year reinspection report should be inserted in the current Management plan at the CPS Central Office, and one (1) copy should be kept at the school for use when planning any renovation and/or demolition activities in areas where ACBM has been identified. Also, periodic surveillance documentation and any summary reports from any response actions that are executed at the school should be used to update the Management Plan.

III. METHODOLOGY

Tasks performed on-site included the following:

1. Review current management plan, identify HA(s) and extract appropriate information.
2. Examine and verify abatement records.
3. Touch and visually and physically reinspect and reassess the condition of all friable known or assumed ACBM.
4. Touch and visually and physically reinspect all non-friable known or assumed ACBM to determine whether these materials have become friable since the last inspection or periodic surveillance.
5. Identify any condition changes that may affect Hazard ranking of known ACBM or Assumed ACBM, as well as any HA(s) that have become friable since the last reinspection.
6. Collect bulk samples from each newly discovered friable HA or previously assumed and submit for laboratory analysis.
7. Tabulate reinspection findings and submit for management planner review and recommendations with appropriate response actions based on the AHERA Damage Category of the ACBM.
8. Submit reinspection findings and management planner recommendations to the LEA within thirty (30) days for inclusion into the management plan.

IV. ABATEMENT HISTORY

The information collected from the existing management plan and inspection report(s) and from interviews with the school official revealed that the following asbestos abatement was conducted at the school since the previous Three year Reinspection.

Abatement Dates:

V. REASSESSMENTS AND RECOMMENDATIONS

The reassessments and recommendations are summarized in Tables I and II on the following pages. Detailed Hazard Assessment Sheets and Drawings and Photos (if applicable) are included in Appendix A.

VI. CONCLUSIONS

The Building Three-Year reinspection has been completed and response actions have been recommended for both friable and non-friable ACBM. A timely execution of the response actions recommended will enable the LEA and the Designated Person(s) to effectively manage the existing ACBM.

This three-year reinspection report should be inserted in the current Management plan at the CPS Central Office, and one (1) copy should be kept at the school for use when planning any renovation and/or demolition activities in areas where ACBM has been identified. Also, periodic surveillance documentation and any summary reports from any response actions that are executed at the school should be used to update the Management Plan.

III. METHODOLOGY

Tasks performed on-site included the following:

1. Review current management plan, identify HA(s) and extract appropriate information.
2. Examine and verify abatement records.
3. Touch and visually and physically reinspect and reassess the condition of all friable known or assumed ACBM.
4. Touch and visually and physically reinspect all non-friable known or assumed ACBM to determine whether these materials have become friable since the last inspection or periodic surveillance.
5. Identify any condition changes that may affect Hazard ranking of known ACBM or Assumed ACBM, as well as any HA(s) that have become friable since the last reinspection.
6. Collect bulk samples from each newly discovered friable HA or previously assumed and submit for laboratory analysis.
7. Tabulate reinspection findings and submit for management planner review and recommendations with appropriate response actions based on the AHERA Damage Category of the ACBM.
8. Submit reinspection findings and management planner recommendations to the LEA within thirty (30) days for inclusion into the management plan.

IV. ABATEMENT HISTORY

The information collected from the existing management plan and inspection report(s) and from interviews with the school official revealed that the following asbestos abatement was conducted at the school since the previous Three year Reinspection.

Abatement Dates:

V. REASSESSMENTS AND RECOMMENDATIONS

The reassessments and recommendations are summarized in Tables I and II on the following pages. Detailed Hazard Assessment Sheets and Drawings and Photos (if applicable) are included in Appendix A.

VI. CONCLUSIONS

The Building Three-Year reinspection has been completed and response actions have been recommended for both friable and non-friable ACBM. A timely execution of the response actions recommended will enable the LEA and the Designated Person(s) to effectively manage the existing ACBM.

This three-year reinspection report should be inserted in the current Management plan at the CPS Central Office, and one (1) copy should be kept at the school for use when planning any renovation and/or demolition activities in areas where ACBM has been identified. Also, periodic surveillance documentation and any summary reports from any response actions that are executed at the school should be used to update the Management Plan.

III. METHODOLOGY

Tasks performed on-site included the following:

1. Review current management plan, identify HA(s) and extract appropriate information.
2. Examine and verify abatement records.
3. Touch and visually and physically reinspect and reassess the condition of all friable known or assumed ACBM.
4. Touch and visually and physically reinspect all non-friable known or assumed ACBM to determine whether these materials have become friable since the last inspection or periodic surveillance.
5. Identify any condition changes that may affect Hazard ranking of known ACBM or Assumed ACBM, as well as any HA(s) that have become friable since the last reinspection.
6. Collect bulk samples from each newly discovered friable HA or previously assumed and submit for laboratory analysis.
7. Tabulate reinspection findings and submit for management planner review and recommendations with appropriate response actions based on the AHERA Damage Category of the ACBM.
8. Submit reinspection findings and management planner recommendations to the LEA within thirty (30) days for inclusion into the management plan.

IV. ABATEMENT HISTORY

The information collected from the existing management plan and inspection report(s) and from interviews with the school official revealed that the following asbestos abatement was conducted at the school since the previous Three year Reinspection.

Abatement Dates:

V. REASSESSMENTS AND RECOMMENDATIONS

The reassessments and recommendations are summarized in Tables I and II on the following pages. Detailed Hazard Assessment Sheets and Drawings and Photos (if applicable) are included in Appendix A.

VI. CONCLUSIONS

The Building Three-Year reinspection has been completed and response actions have been recommended for both friable and non-friable ACBM. A timely execution of the response actions recommended will enable the LEA and the Designated Person(s) to effectively manage the existing ACBM.

This three-year reinspection report should be inserted in the current Management plan at the CPS Central Office, and one (1) copy should be kept at the school for use when planning any renovation and/or demolition activities in areas where ACBM has been identified. Also, periodic surveillance documentation and any summary reports from any response actions that are executed at the school should be used to update the Management Plan.

III. METHODOLOGY

Tasks performed on-site included the following:

1. Review current management plan, identify HA(s) and extract appropriate information.
2. Examine and verify abatement records.
3. Touch and visually and physically reinspect and reassess the condition of all friable known or assumed ACBM.
4. Touch and visually and physically reinspect all non-friable known or assumed ACBM to determine whether these materials have become friable since the last inspection or periodic surveillance.
5. Identify any condition changes that may affect Hazard ranking of known ACBM or Assumed ACBM, as well as any HA(s) that have become friable since the last reinspection.
6. Collect bulk samples from each newly discovered friable HA or previously assumed and submit for laboratory analysis.
7. Tabulate reinspection findings and submit for management planner review and recommendations with appropriate response actions based on the AHERA Damage Category of the ACBM.
8. Submit reinspection findings and management planner recommendations to the LEA within thirty (30) days for inclusion into the management plan.

IV. ABATEMENT HISTORY

The information collected from the existing management plan and inspection report(s) and from interviews with the school official revealed that the following asbestos abatement was conducted at the school since the previous Three year Reinspection.

Abatement Dates:

V. REASSESSMENTS AND RECOMMENDATIONS

The reassessments and recommendations are summarized in Tables I and II on the following pages. Detailed Hazard Assessment Sheets and Drawings and Photos (if applicable) are included in Appendix A.

VI. CONCLUSIONS

The Building Three-Year reinspection has been completed and response actions have been recommended for both friable and non-friable ACBM. A timely execution of the response actions recommended will enable the LEA and the Designated Person(s) to effectively manage the existing ACBM.

This three-year reinspection report should be inserted in the current Management plan at the CPS Central Office, and one (1) copy should be kept at the school for use when planning any renovation and/or demolition activities in areas where ACBM has been identified. Also, periodic surveillance documentation and any summary reports from any response actions that are executed at the school should be used to update the Management Plan.

III. METHODOLOGY

Tasks performed on-site included the following:

1. Review current management plan, identify HA(s) and extract appropriate information.
2. Examine and verify abatement records.
3. Touch and visually and physically reinspect and reassess the condition of all friable known or assumed ACBM.
4. Touch and visually and physically reinspect all non-friable known or assumed ACBM to determine whether these materials have become friable since the last inspection or periodic surveillance.
5. Identify any condition changes that may affect Hazard ranking of known ACBM or Assumed ACBM, as well as any HA(s) that have become friable since the last reinspection.
6. Collect bulk samples from each newly discovered friable HA or previously assumed and submit for laboratory analysis.
7. Tabulate reinspection findings and submit for management planner review and recommendations with appropriate response actions based on the AHERA Damage Category of the ACBM.
8. Submit reinspection findings and management planner recommendations to the LEA within thirty (30) days for inclusion into the management plan.

IV. ABATEMENT HISTORY

The information collected from the existing management plan and inspection report(s) and from interviews with the school official revealed that the following asbestos abatement was conducted at the school since the previous Three year Reinspection.

Abatement Dates:

V. REASSESSMENTS AND RECOMMENDATIONS

The reassessments and recommendations are summarized in Tables I and II on the following pages. Detailed Hazard Assessment Sheets and Drawings and Photos (if applicable) are included in Appendix A.

VI. CONCLUSIONS

The Building Three-Year reinspection has been completed and response actions have been recommended for both friable and non-friable ACBM. A timely execution of the response actions recommended will enable the LEA and the Designated Person(s) to effectively manage the existing ACBM.

This three-year reinspection report should be inserted in the current Management plan at the CPS Central Office, and one (1) copy should be kept at the school for use when planning any renovation and/or demolition activities in areas where ACBM has been identified. Also, periodic surveillance documentation and any summary reports from any response actions that are executed at the school should be used to update the Management Plan.

III. METHODOLOGY

Tasks performed on-site included the following:

1. Review current management plan, identify HA(s) and extract appropriate information.
2. Examine and verify abatement records.
3. Touch and visually and physically reinspect and reassess the condition of all friable known or assumed ACBM.
4. Touch and visually and physically reinspect all non-friable known or assumed ACBM to determine whether these materials have become friable since the last inspection or periodic surveillance.
5. Identify any condition changes that may affect Hazard ranking of known ACBM or Assumed ACBM, as well as any HA(s) that have become friable since the last reinspection.
6. Collect bulk samples from each newly discovered friable HA or previously assumed and submit for laboratory analysis.
7. Tabulate reinspection findings and submit for management planner review and recommendations with appropriate response actions based on the AHERA Damage Category of the ACBM.
8. Submit reinspection findings and management planner recommendations to the LEA within thirty (30) days for inclusion into the management plan.

IV. ABATEMENT HISTORY

The information collected from the existing management plan and inspection report(s) and from interviews with the school official revealed that the following asbestos abatement was conducted at the school since the previous Three year Reinspection.

Abatement Dates:

V. REASSESSMENTS AND RECOMMENDATIONS

The reassessments and recommendations are summarized in Tables I and II on the following pages. Detailed Hazard Assessment Sheets and Drawings and Photos (if applicable) are included in Appendix A.

VI. CONCLUSIONS

The Building Three-Year reinspection has been completed and response actions have been recommended for both friable and non-friable ACBM. A timely execution of the response actions recommended will enable the LEA and the Designated Person(s) to effectively manage the existing ACBM.

This three-year reinspection report should be inserted in the current Management plan at the CPS Central Office, and one (1) copy should be kept at the school for use when planning any renovation and/or demolition activities in areas where ACBM has been identified. Also, periodic surveillance documentation and any summary reports from any response actions that are executed at the school should be used to update the Management Plan.

III. METHODOLOGY

Tasks performed on-site included the following:

1. Review current management plan, identify HA(s) and extract appropriate information.
2. Examine and verify abatement records.
3. Touch and visually and physically reinspect and reassess the condition of all friable known or assumed ACBM.
4. Touch and visually and physically reinspect all non-friable known or assumed ACBM to determine whether these materials have become friable since the last inspection or periodic surveillance.
5. Identify any condition changes that may affect Hazard ranking of known ACBM or Assumed ACBM, as well as any HA(s) that have become friable since the last reinspection.
6. Collect bulk samples from each newly discovered friable HA or previously assumed and submit for laboratory analysis.
7. Tabulate reinspection findings and submit for management planner review and recommendations with appropriate response actions based on the AHERA Damage Category of the ACBM.
8. Submit reinspection findings and management planner recommendations to the LEA within thirty (30) days for inclusion into the management plan.

IV. ABATEMENT HISTORY

The information collected from the existing management plan and inspection report(s) and from interviews with the school official revealed that the following asbestos abatement was conducted at the school since the previous Three year Reinspection.

Abatement Dates:

V. REASSESSMENTS AND RECOMMENDATIONS

The reassessments and recommendations are summarized in Tables I and II on the following pages. Detailed Hazard Assessment Sheets and Drawings and Photos (if applicable) are included in Appendix A.

VI. CONCLUSIONS

The Building Three-Year reinspection has been completed and response actions have been recommended for both friable and non-friable ACBM. A timely execution of the response actions recommended will enable the LEA and the Designated Person(s) to effectively manage the existing ACBM.

This three-year reinspection report should be inserted in the current Management plan at the CPS Central Office, and one (1) copy should be kept at the school for use when planning any renovation and/or demolition activities in areas where ACBM has been identified. Also, periodic surveillance documentation and any summary reports from any response actions that are executed at the school should be used to update the Management Plan.

III. METHODOLOGY

Tasks performed on-site included the following:

1. Review current management plan, identify HA(s) and extract appropriate information.
2. Examine and verify abatement records.
3. Touch and visually and physically reinspect and reassess the condition of all friable known or assumed ACBM.
4. Touch and visually and physically reinspect all non-friable known or assumed ACBM to determine whether these materials have become friable since the last inspection or periodic surveillance.
5. Identify any condition changes that may affect Hazard ranking of known ACBM or Assumed ACBM, as well as any HA(s) that have become friable since the last reinspection.
6. Collect bulk samples from each newly discovered friable HA or previously assumed and submit for laboratory analysis.
7. Tabulate reinspection findings and submit for management planner review and recommendations with appropriate response actions based on the AHERA Damage Category of the ACBM.
8. Submit reinspection findings and management planner recommendations to the LEA within thirty (30) days for inclusion into the management plan.

IV. ABATEMENT HISTORY

The information collected from the existing management plan and inspection report(s) and from interviews with the school official revealed that the following asbestos abatement was conducted at the school since the previous Three year Reinspection.

Abatement Dates:

V. REASSESSMENTS AND RECOMMENDATIONS

The reassessments and recommendations are summarized in Tables I and II on the following pages. Detailed Hazard Assessment Sheets and Drawings and Photos (if applicable) are included in Appendix A.

VI. CONCLUSIONS

The Building Three-Year reinspection has been completed and response actions have been recommended for both friable and non-friable ACBM. A timely execution of the response actions recommended will enable the LEA and the Designated Person(s) to effectively manage the existing ACBM.

This three-year reinspection report should be inserted in the current Management plan at the CPS Central Office, and one (1) copy should be kept at the school for use when planning any renovation and/or demolition activities in areas where ACBM has been identified. Also, periodic surveillance documentation and any summary reports from any response actions that are executed at the school should be used to update the Management Plan.

Table I
Inspector's Reinspection Findings

Chicago Public Schools

School Kelly High School **Unit** 46181 **Building ID** 1400
Address 4136 S. California **Region** 04

ASBESTOS REINSPECTION FINDINGS AND RECOMMENDATIONS

Inspector's Reinspection Findings Table 1

Managing Environmental Consultant (MEC) Carnow, Conibear and Associates

600 West Van Buren St., Ste 500 Chicago, IL, 60607

Phone: (312) 762-2900 Fax: (312) 782-5145

Inspector's Comments are Summarized at the End of the Report

HA No	Material Description	Material Quantity	Material Units	Material Location	Asbestos Type	Material Category	Friable	Damage Type	Damage Quantity	Damage Units	Change in Assessment Category	Damage Category	Damage Reason	Disturbance Potential
-------	----------------------	-------------------	----------------	-------------------	---------------	-------------------	---------	-------------	-----------------	--------------	-------------------------------	-----------------	---------------	-----------------------

Chicago Public Schools

School Kelly High School **Unit** 46181 **Building ID** 1400
Address 4136 S. California **Region** 04

ASBESTOS REINSPECTION FINDINGS AND RECOMMENDATIONS

Inspector's Reinspection Findings Table 1

Managing Environmental Consultant (MEC) Carnow, Conibear and Associates

600 West Van Buren St., Ste 500 Chicago, IL, 60607

Phone: (312) 762-2900 Fax: (312) 782-5145

Inspector's Comments are Summarized at the End of the Report

Reinspection Date <u>6/19/2025</u>
Inspector Name <u>Cody Cummins</u>
<u>100-209945/15/2026</u>
Inspector's IDPH License Number / Expiration Date

Inspector's Comments

HA Number:	Inspector Comments:
-------------------	----------------------------

Table II

Management Planner's Review

Chicago Public Schools

School Kelly High School

Unit 46181

Building ID 1400

Address 4136 S. California

Chicago, IL, 60632

Region 04

ASBESTOS REINSPECTION FINDINGS AND RECOMMENDATIONS

Management Planner's Review Table II

Managing Environmental Consultant (MEC) Carnow, Conibear and Associates

600 West Van Buren St., Ste 500
Chicago, Il, 60607

Phone: (312) 762-2900

Fax: (312) 782-5145

Management Planner's Comments Summarized at the End of the Report

HA Num	Material Description	Material Quantity	Material Units	Material Location	Asbestos Type	Material Category	Friable	Damage Quantity	Damage Units	Damage Category	Response
	2' x 4' Ceiling Tile w/ Lengthwise Fissures	22,400	SF	Rooms 110, 113, and 214, 321, 317, 313A, 313B, 302, 311, 307, 325, 227, 221, 217B, 217A, 213A, 213B, 207, 209B, 205, 203, 202B, 202A, 206, 208, 210, 212, 214A, 214B, 116, 108B, 104, 106, 102, 103, 121, 357, 114, 112B, 112A, 108, 102 (Main Office), 107A, 107B, 113A, 225, 327, 305, 306, 308, 310, 312, 314A, 314B, Lunchroom, 318	Assumed	MISC	Yes		SF	7 Any remaining friable ACBM or friable suspect ACBM	Follow O&M Plan
	6" x 12" Pegboard Ceiling Tile	3,000	SF	Auditorium	Assumed	MISC	Yes		SF	7 Any remaining friable ACBM or friable suspect ACBM	Follow O&M Plan
	Roof Flashing - Non-AHERA			Roof Exterior	Assumed	MISC					
	Electrical Wire Insulation			Auditorium Area	Assumed	TSI					
	Wood Enclosed Door Insulation			Throughout Building	Assumed	MISC					
	Spray-on Fireproofing	2,000	SF	Attic	Assumed	MISC	Yes		SF	7 Any remaining friable ACBM or friable suspect ACBM	Follow O&M Plan
	9" x 9" Brown w/ Green, Brown, Yellow Specks Floor Tile	200	SF	Room 319	Assumed	MISC	No		SF	6 ACBM with the potential for damage	Follow O&M Plan
	9" x 9" Brown w/ Green, Brown, Yellow Specks Floor Tile Mastic	200	SF	Room 319	Assumed	MISC	No		SF	6 ACBM with the potential for damage	Follow O&M Plan
	12" x 12" Brown Floor Tile	1,900	SF	Room 111, 211	Assumed	MISC	No		SF	6 ACBM with the potential for damage	Follow O&M Plan
	12" x 12" Brown Floor Tile Mastic	1,900	SF	Room 111, 211	Assumed	MISC	No		SF	6 ACBM with the potential for damage	Follow O&M Plan
	12" x 12" Beige Floor Tile	6,600	SF	Room 218, 111, 211, 218, 217a, 103, 101, 318, 217b, Library (101)	Assumed	MISC	No		SF	6 ACBM with the potential for damage	Follow O&M Plan
	12" x 12" Beige Floor Tile Mastic	6,600	SF	Room 218, 111, 211, 218, 217a, 103, 101, 318, 217b, Library (101)	Assumed	MISC	No		SF	6 ACBM with the potential for damage	Follow O&M Plan
	12" x 12" Gray Floor Tile	250	SF	Room 118	Assumed	MISC	No		SF	6 ACBM with the potential for damage	Follow O&M Plan
	12" x 12" Gray Floor Tile Mastic	250	SF	Room 118	Assumed	MISC	No		SF	6 ACBM with the potential for damage	Follow O&M Plan
	12" x 12" White w/ Green Streaks Vinyl Floor Tile	28,000	SF	1st Floor Hallway, 2nd Floor Hallway, 3rd Floor Hallway	Assumed	MISC	No		SF	6 ACBM with the potential for damage	Follow O&M Plan
	12" x 12" White w/ Green Streaks Vinyl Floor Tile Mastic	28,000	SF	1st Floor Hallway, 2nd Floor Hallway, 3rd Floor Hallway	Assumed	MISC	No		SF	6 ACBM with the potential for damage	Follow O&M Plan
	12" x 12" Light Blue Floor Tile	250	SF	Room 118	Assumed	MISC	No		SF	6 ACBM with the potential for damage	Follow O&M Plan
	12" x 12" Light Blue Floor Tile Mastic	250	SF	Room 118	Assumed	MISC	No		SF	6 ACBM with the potential for damage	Follow O&M Plan

Chicago Public Schools

School Kelly High School

Unit 46181

Building ID 1400

Address 4136 S. California

Chicago, IL, 60632

Region 04

ASBESTOS REINSPECTION FINDINGS AND RECOMMENDATIONS

Management Planner's Review Table II

Managing Environmental Consultant (MEC) Carnow, Conibear and Associates

600 West Van Buren St., Ste 500
Chicago, Il, 60607

Phone: (312) 762-2900

Fax: (312) 782-5145

Management Planner's Comments Summarized at the End of the Report

HA Num	Material Description	Material Quantity	Material Units	Material Location	Asbestos Type	Material Category	Friable	Damage Quantity	Damage Units	Damage Category	Response
	12" x 12" Light Green Floor Tile	10,000	SF	Room 114, 106, 354, 355, 356, 357, 358, 359, 361, 360, 260, 258, 256, 257, 254, 160, 116	Assumed	MISC	No		SF	6 ACBM with the potential for damage	Follow O&M Plan
	12" x 12" Green Floor Tile	1,000	SF	Rooms 114, 106, 222A, 113A	Assumed	MISC	No		SF	6 ACBM with the potential for damage	Follow O&M Plan
	12" x 12" Light Green Floor Tile Mastic	10,000	SF	Room 114, 106, 354, 355, 356, 357, 358, 359, 361, 360, 260, 258, 256, 257, 254, 160, 116	Assumed	MISC	No		SF	6 ACBM with the potential for damage	Follow O&M Plan
	12" x 12" Dark Green Floor Tile	4,250	SF	Main Office, 3rd Floor Lunchroom, 113A	Assumed	MISC	No		SF	6 ACBM with the potential for damage	Follow O&M Plan
	12" x 12" Dark Green Floor Tile Mastic	4,750	SF	Main Office, 3rd Floor Lunchroom, 113A	Assumed	MISC	No		SF	6 ACBM with the potential for damage	Follow O&M Plan
	Lab Benches & Tabletops	2,000	SF	Room 207, 301, 302, 303, 304	Assumed	MISC	No		SF	6 ACBM with the potential for damage	Follow O&M Plan
	12" x 12" Blue Floor Tile			Engineer's Office, Teachers' Lounge, Rooms 106 and 108	Assumed	MISC					
	12" x 12" Blue Floor Tile Mastic			Engineer's Office, Teachers' Lounge, Rooms 106 and 108	Assumed	MISC					
	12" x 12" Tan Multi-colored Pattern Floor Tile	800	SF	Room 202, 202B, 202A	Assumed	MISC	No		SF	6 ACBM with the potential for damage	Follow O&M Plan
	12" x 12" Tan Multi-colored Pattern Floor Tile Mastic	800	SF	Room 202, 202B, 202A	Assumed	MISC	No		SF	6 ACBM with the potential for damage	Follow O&M Plan
	12" x 12" Tan Mottled Floor Tile	1,550	SF	Rooms 217, 304, 102 (Main Office)	Assumed	MISC	No		SF	6 ACBM with the potential for damage	Follow O&M Plan
	12" x 12" Tan Mottled Floor Tile Mastic	1,550	SF	Rooms 217, 304, 102 (Main Office)	Assumed	MISC	No		SF	6 ACBM with the potential for damage	Follow O&M Plan
	Acoustical Plaster on Walls	3,000	SF	Auditorium (New Building)	Assumed	SURFACE	Yes		SF	7 Any remaining friable ACBM or friable suspect ACBM	Follow O&M Plan
	Drywall	15,000	SF	New Building - 159, 108B, 108	Assumed	MISC	No		SF	6 ACBM with the potential for damage	Follow O&M Plan
	Off-White Spray-on Fireproofing	8,000	SF	Support Beams Throughout (New Building) - EL1 Electrical Room	Assumed	SURFACE	Yes		SF	7 Any remaining friable ACBM or friable suspect ACBM	Follow O&M Plan
	Tan, Gray, and Green Terrazzo	15,000	SF	1st, 2nd, 3rd Floor Corridors and Stairwells (New Building)	Assumed	MISC	No		SF	6 ACBM with the potential for damage	Follow O&M Plan
	2' x 2' Ceiling Tile w/ Gouges and Holes	14,000	SF	Throughout New Building, 215b (Boys Gym), 223b (Girls Gym), 204, 301, 303	Assumed	MISC	Yes		SF	7 Any remaining friable ACBM or friable suspect ACBM	Follow O&M Plan
	12" x 12" Beige w/ Light Brown and Green Spots Floor Tile	30,000	SF	All Classrooms in New Building	Assumed	MISC	No		SF	6 ACBM with the potential for damage	Follow O&M Plan
	12" x 12" Beige w/ Light Brown and Green Spots Floor Tile Mastic	30,000	SF	All Classrooms in New Building	Assumed	MISC	No		SF	6 ACBM with the potential for damage	Follow O&M Plan

Chicago Public Schools

School Kelly High School

Unit 46181

Building ID 1400

Address 4136 S. California

Chicago, IL, 60632

Region 04

ASBESTOS REINSPECTION FINDINGS AND RECOMMENDATIONS

Management Planner's Review Table II

Managing Environmental Consultant (MEC) Carnow, Conibear and Associates

600 West Van Buren St., Ste 500
Chicago, Il, 60607

Phone: (312) 762-2900

Fax: (312) 782-5145

Management Planner's Comments Summarized at the End of the Report

HA Num	Material Description	Material Quantity	Material Units	Material Location	Asbestos Type	Material Category	Friable	Damage Quantity	Damage Units	Damage Category	Response
	12" x 12" Light Brown Floor Tile Accent	5,000	SF	All Classrooms in New Building	Assumed	MISC	No		SF	6 ACBM with the potential for damage	Follow O&M Plan
	12" x 12" Light Brown Floor Tile Accent Mastic	5,000	SF	All Classrooms in New Building	Assumed	MISC	No		SF	6 ACBM with the potential for damage	Follow O&M Plan
	12" x 12" Accent Green Floor Tile	5,000	SF	All Classrooms in New Building	Assumed	MISC	No		SF	6 ACBM with the potential for damage	Follow O&M Plan
	9" x 9" Sand w/ White & Brown Streaks Floor Tile	4,000	SF	Rooms 301, 302, 303, 304, & 207	Chrysotile	MISC	No		SF	6 ACBM with the potential for damage	Follow O&M Plan
	12" x 12" Accent Green Floor Tile Mastic	5,000	SF	All Classrooms in New Building	Assumed	MISC	No		SF	6 ACBM with the potential for damage	Follow O&M Plan
	12" x 12" Blue Mottled Floor Tile	5,000	SF	Rooms 251, 253, 255, 259, 261, 259A	Assumed	MISC	No		SF	6 ACBM with the potential for damage	Follow O&M Plan
	12" x 12" Blue Mottled Floor Tile Mastic	5,000	SF	Rooms 251, 253, 255, 259, 261, 259A	Assumed	MISC	No		SF	6 ACBM with the potential for damage	Follow O&M Plan
	Black Marble Pattern Sheet Flooring	2,000	SF	Tv Studio Room 351 (New Building)	Assumed	MISC	No		SF	6 ACBM with the potential for damage	Follow O&M Plan
	Black Marble Sheet Flooring Mastic	2,000	SF	Tv Studio Room 351 (New Building)	Assumed	MISC	No		SF	6 ACBM with the potential for damage	Follow O&M Plan
	Textured Acoustical Plaster	1,500	SF	Library (New Building)	Assumed	SURFACE	Yes		SF	7 Any remaining friable ACBM or friable suspect ACBM	Follow O&M Plan
	Wood Flooring	29,100	SF	Rooms 314b, 314A, 310, 312, 306, 308, 307, 305, 311, 309A, 309B, 313B, 313A, 317, 321, 325, 327, 227, 221, Girls Gym (219 - West Gym), Boys Gym (East Gym), 213A, 213B, 209A, 209B, 205, 206, 208, 210, 212, 214A, 214B, 112A, 108B, 102, 117, 121, Auditorium, 112B, 112A, 104, 102 (Main Office), Principal's Office, 107A, 107B, 125, 223B, 215B, 225, 312	Assumed	MISC	No		SF	6 ACBM with the potential for damage	Follow O&M Plan
	Black Science Lab Table	96		Rooms 302, 301, 303, 204, 255, 253, 251	Assumed	MISC	No			6 ACBM with the potential for damage	Follow O&M Plan
	Black Science Lab Counter	700	SF	Rooms 302, 301, 207, 255, 253, 303	Assumed	MISC	No		SF	6 ACBM with the potential for damage	Follow O&M Plan
	Chalkboard Adhesive	1,000	SF	Rooms 206, 208, 212, 214A, 103, 106, 104, 107B	Assumed	MISC	No		SF	6 ACBM with the potential for damage	Follow O&M Plan
	9" x 9" Sand w/ White & Brown Streaks Floor Tile Mastic	4,000	SF	Room 301, 302, 303, 304, & 207	Chrysotile	MISC	No		SF	6 ACBM with the potential for damage	Follow O&M Plan
	Dark Gray and Black Carpet	800	SF	Room 113B	Assumed	MISC	No		SF	6 ACBM with the potential for damage	Follow O&M Plan
	Dark Gray and Black Carpet Mastic	800	SF	Room 113B	Assumed	MISC	No		SF	6 ACBM with the potential for damage	Follow O&M Plan
	2' x 4' Ceiling Tile (2' x 2' Look)	14,000	SF	Throughout New Building - 1st Floor Hallway, 2nd Floor Hallway, 3rd Floor Hallway, 351, 351B, 351A, 354, 355, 356, 357, 358, 359, 361, 360, 260, 259, 258, 256, 257, 255, 254, 253, 251,	Assumed	MISC	Yes		SF	7 Any remaining friable ACBM or friable suspect ACBM	Follow O&M Plan

Chicago Public Schools

School Kelly High School

Unit 46181

Building ID 1400

Address 4136 S. California

Chicago, IL, 60632

Region 04

ASBESTOS REINSPECTION FINDINGS AND RECOMMENDATIONS

Management Planner's Review Table II

Managing Environmental Consultant (MEC) Carnow, Conibear and Associates

600 West Van Buren St., Ste 500
Chicago, Il, 60607

Phone: (312) 762-2900

Fax: (312) 782-5145

Management Planner's Comments Summarized at the End of the Report

HA Num	Material Description	Material Quantity	Material Units	Material Location	Asbestos Type	Material Category	Friable	Damage Quantity	Damage Units	Damage Category	Response
				151A, 151c, 151d, 151E, 151F, 154, 159B, 159C, 159D, 159E, 159F, 160, Production Room, 351 Corridors, 259A,							
	12" x 12" Yellow w/ Beige Streaks Floor Tile	2,500	SF	Rooms 354, 355, 356, 357, 358, 359, 361, 360, 260, 261, 258, 256, 257, 254, 160	Assumed	MISC	No		SF	6 ACBM with the potential for damage	Follow O&M Plan
	12" x 12" Yellow w/ Beige Streaks Floor Tile Mastic	2,500	SF	Rooms 354, 355, 356, 357, 358, 359, 361, 360, 260, 261, 258, 256, 257, 254, 160	Assumed	MISC	No		SF	6 ACBM with the potential for damage	Follow O&M Plan
	12" x 12" Black Speckled Floor Tile	2,600	SF	Rooms 151, 156, 159	Assumed	MISC	No		SF	6 ACBM with the potential for damage	Follow O&M Plan
	12" x 12" Black Speckled Floor Tile Mastic	2,600	SF	Rooms 151, 156, 159	Assumed	MISC	No		SF	6 ACBM with the potential for damage	Follow O&M Plan
	12" x 12" Green Floor Tile Mastic	1,000	SF	Rooms 114, 106, 222A, 113A	Assumed	MISC	No		SF	6 ACBM with the potential for damage	Follow O&M Plan
	12" x 12" Blue Floor Tile Mastic	400	SF	Room 116	Assumed	MISC	No		SF	6 ACBM with the potential for damage	Follow O&M Plan
	12" x 12" Grayish Green w/ Green Specks Floor Tile	500	SF	Room 106	Assumed	MISC	No		SF	6 ACBM with the potential for damage	Follow O&M Plan
	12" x 12" Grayish Green w/ Green Specks Floor Tile Mastic	500	SF	Room 106	Assumed	MISC	No		SF	6 ACBM with the potential for damage	Follow O&M Plan
	Aircell Pipe Insulation	30	LF	Room 111	Assumed	TSI	Yes		LF	7 Any remaining friable ACBM or friable suspect ACBM	Follow O&M Plan
	Joints On Aircell Pipe Insulation	6	JOINTS	Room 111	Assumed	TSI	Yes		JOINTS	7 Any remaining friable ACBM or friable suspect ACBM	Follow O&M Plan
	12" x 12" Tan W/Brown Specks Floor Tile	300	SF	Room 111b	Assumed	MISC	No		SF	6 ACBM with the potential for damage	Follow O&M Plan
	12" x 12" Tan W/Brown Specks Floor Tile Mastic	300	SF	Room 111b	Assumed	MISC	No		SF	6 ACBM with the potential for damage	Follow O&M Plan
	4" Light Gray Vinyl Baseboard	100	LF	Rooms 111b, 351	Assumed	MISC	No		LF	6 ACBM with the potential for damage	Follow O&M Plan
	4" Light Gray Vinyl Baseboard Adhesive	100	LF	Rooms 111b, 351	Assumed	MISC	No		LF	6 ACBM with the potential for damage	Follow O&M Plan
	Red Fire Caulking	20	LF	E11 Electrical Room	Assumed	MISC	No		LF	6 ACBM with the potential for damage	Follow O&M Plan
	4" Dark Gray Vinyl Baseboard	1,000	LF	Rooms 154, 151d, 151e, 151c, 151f, Practice Rooms, 156, 159b, 159c 159f 159e, 159d, 159, 160, 360, 359b, 357, 251, 253, 254, 256, 257, 258, 259, 259a, 260	Assumed	MISC	No		LF	6 ACBM with the potential for damage	Follow O&M Plan
	4" Dark Gray Vinyl Baseboard Adhesive	1,000	LF	Rooms 154, 151d, 151e, 151c, 151f, Practice Rooms, 156, 159b, 159c 159f 159e, 159d, 159, 160, 360, 359b, 357, 251, 253, 254, 256, 257, 258, 259,	Assumed	MISC	No		LF	6 ACBM with the potential for damage	Follow O&M Plan

Chicago Public Schools

School Kelly High School

Unit 46181

Building ID 1400

Address 4136 S. California

Chicago, IL, 60632

Region 04

ASBESTOS REINSPECTION FINDINGS AND RECOMMENDATIONS

Management Planner's Review Table II

Managing Environmental Consultant (MEC) Carnow, Conibear and Associates

600 West Van Buren St., Ste 500
Chicago, Il, 60607

Phone: (312) 762-2900

Fax: (312) 782-5145

Management Planner's Comments Summarized at the End of the Report

HA Num	Material Description	Material Quantity	Material Units	Material Location	Asbestos Type	Material Category	Friable	Damage Quantity	Damage Units	Damage Category	Response
				259a, 260							
	4" Light Green Vinyl Baseboard	150	LF	Room 361	Assumed	MISC	No		LF	6 ACBM with the potential for damage	Follow O&M Plan
	4" Light Green Vinyl Baseboard Adhesive	150	LF	Room 361	Assumed	MISC	No		LF	6 ACBM with the potential for damage	Follow O&M Plan
	12" x 12" Beige Mottled Floor Tile	5,000	SF	Rooms 160, 361, 360, 359, 359b, 357, 358, 356, 355, 354, 254, 256, 257, 258, 260	Assumed	MISC	No		SF	6 ACBM with the potential for damage	Follow O&M Plan
	12" x 12" Beige Mottled Floor Tile Mastic	5,000	SF	Rooms 160, 361, 360, 359, 359b, 357, 358, 356, 355, 354, 254, 256, 257, 258, 260	Assumed	MISC	No		SF	6 ACBM with the potential for damage	Follow O&M Plan
	Gray Sink Undercoating	18	SF	Room 359, 357	Assumed	SURFACE	No		SF	6 ACBM with the potential for damage	Follow O&M Plan
	White Sink Undercoating	25	SF	Room 361	Assumed	SURFACE	No		SF	6 ACBM with the potential for damage	Follow O&M Plan
	12" x 12" Off-White Mottled Floor Tile	20	SF	Room 204	Assumed	MISC	No		SF	6 ACBM with the potential for damage	Follow O&M Plan
	12" x 12" Off-White Mottled Floor Tile Mastic	20	SF	Room 204	Assumed	MISC	No		SF	6 ACBM with the potential for damage	Follow O&M Plan
	Black Sink Undercoating	6	SF	Room 201	Assumed	SURFACE	No		SF	6 ACBM with the potential for damage	Follow O&M Plan
	24" x 24" Gray w/ White Specks Floor Tile	750	SF	Rooms 301, 303, 304	Assumed	MISC	No		SF	6 ACBM with the potential for damage	Follow O&M Plan
	1' x 1' White Floor Tile w/ Gray Streaks			ABATED	Abated	MISC					
	24" x 24" Gray w/ White Specks Floor Tile Mastic	750	SF	Rooms 301, 303, 304	Assumed	MISC	No		SF	6 ACBM with the potential for damage	Follow O&M Plan
	24" x 24" Light Blue w/ White Specks Floor Tile	750	SF	Rooms 301, 303, 304	Assumed	MISC	No		SF	6 ACBM with the potential for damage	Follow O&M Plan
	24" x 24" Light Blue w/ White Specks Floor Tile Mastic	750	SF	Rooms 301, 303, 304	Assumed	MISC	No		SF	6 ACBM with the potential for damage	Follow O&M Plan
	24" x 24" Light Grayish Brown w/ White Specks Floor Tile	750	SF	Rooms 301, 303, 304	Assumed	MISC	No		SF	6 ACBM with the potential for damage	Follow O&M Plan
	24" x 24" Light Grayish Brown w/ White Specks Floor Tile Mastic	750	SF	Rooms 301, 303, 304	Assumed	MISC	No		SF	6 ACBM with the potential for damage	Follow O&M Plan
	1' x 1' White Floor Tile w/ Gray Streaks Mastic			ABATED	Abated	MISC					
	1' x 1' White Mottled Floor Tile			ABATED	Abated	MISC					
	1' x 1' White Mottled Floor Tile Mastic			ABATED	Abated	MISC					
	1' x 1' White Floor Tile w/ Green Marks			ABATED	Abated	MISC					
	1' x 1' White Floor Tile w/ Green Marks Mastic			ABATED	Abated	MISC					
	9" x 9" Dark Brown w/ White & Red Streaks Floor Tile	500	SF	Rooms 218, 118, Main Office South Vault, Main Office North Vault	Chrysotile	MISC	No		SF	6 ACBM with the potential for damage	Follow O&M Plan
	9" x 9" Dark Brown w/ White & Red Streaks Floor Tile Mastic	500	SF	Rooms 218, 118, Main Office South Vault, Main Office North Vault	Chrysotile	MISC	No		SF	6 ACBM with the potential for damage	Follow O&M Plan
	12" x 12" White w/ Tan Streaks Floor Tile	5,000	SF	Room 111, 211, 255, 253, 251, 151,	Assumed	MISC	No		SF	6 ACBM with the potential for damage	Follow O&M Plan

Chicago Public Schools

School Kelly High School

Unit 46181

Building ID 1400

Address 4136 S. California

Chicago, IL, 60632

Region 04

ASBESTOS REINSPECTION FINDINGS AND RECOMMENDATIONS

Management Planner's Review Table II

Managing Environmental Consultant (MEC) Carnow, Conibear and Associates

600 West Van Buren St., Ste 500
Chicago, Il, 60607

Phone: (312) 762-2900

Fax: (312) 782-5145

Management Planner's Comments Summarized at the End of the Report

HA Num	Material Description	Material Quantity	Material Units	Material Location	Asbestos Type	Material Category	Friable	Damage Quantity	Damage Units	Damage Category	Response
				151A, 151F, 151C, 151E, 151D, 154, 156, 159, 159B, 159F, 159C, 159E, 159D							
	12" x 12" White w/ Tan Streaks Floor Tile Mastic	5,000	SF	Room 111, 211, 255, 253, 251, 151, 151A, 151F, 151C, 151E, 151D, 154, 156, 159, 159B, 159F, 159C, 159E, 159D	Assumed	MISC	No		SF	6 ACBM with the potential for damage	Follow O&M Plan
	12" x 12" Gray w/ Tan & White Streaks Floor Tile	3,100	SF	Room 211, Library	Assumed	MISC	No		SF	6 ACBM with the potential for damage	Follow O&M Plan
	12" x 12" Gray w/ Tan & White Streaks Floor Tile Mastic	3,100	SF	Room 211, Library	Assumed	MISC	No		SF	6 ACBM with the potential for damage	Follow O&M Plan
	12" x 12" Black Floor Tile	3,000	SF	Auditorium	Assumed	MISC	No		SF	6 ACBM with the potential for damage	Follow O&M Plan
	12" x 12" Black Floor Tile Mastic	3,000	SF	Auditorium	Chrysotile	MISC	No		SF	6 ACBM with the potential for damage	Follow O&M Plan
	2' x 4' Ceiling Tile Pinhole w/ Random Dots	8,800	SF	3rd Floor Kitchen	Assumed	MISC	Yes		SF	7 Any remaining friable ACBM or friable suspect ACBM	Follow O&M Plan
	Smooth Hard Plaster	200,000	SF	Throughout Buildings - 222A, 222B, 222C, 122A, 122B, 122V, Auditorium, Security Office, 116, 114, 112B, 110, 108, 106, 112A, 108B, 104, 102 (Main Office), Principal's Office, 103, 107A, 107B, 111, 111B, 113A, 113B, 117, 121, 125, 225, 227, 221, 305, 311, 309, 303, 301, 302, 304, 308 310, 312, 314A, 314B, 318, 320	Assumed	SURFACE	No		SF	6 ACBM with the potential for damage	Follow O&M Plan
	1' x 1' Peg Hole Ceiling Tile	2,700	SF	3rd Floor Kitchen, Lunchroom, and Room 314 Library (101), 125	Assumed	MISC	Yes		SF	7 Any remaining friable ACBM or friable suspect ACBM	Follow O&M Plan
	2' x 4' Ceiling Tile w/ Random Fissures	2,500	SF	3rd Floor Dishwasher Room, 3rd Floor Lunchroom , Rooms 112, 210, 314, First Floor Hallway, Second Floor Hallway, Third Floor Hallway, 112B, 108, 108B	Assumed	MISC	Yes		SF	7 Any remaining friable ACBM or friable suspect ACBM	Follow O&M Plan
	Water Tank Jacket Insulation			Boiler Room	Assumed	TSI					
	Boiler Door Gasket	50	LF	Boiler Room	Assumed	MISC	No		LF	6 ACBM with the potential for damage	Follow O&M Plan
	Kiln Fire Brick			Throughout School	Assumed	MISC					
	Incinerator Fire Brick Mortar	50	SF	Boiler Room	Assumed	MISC	No		SF	6 ACBM with the potential for damage	Follow O&M Plan
	Glazed Brick			3rd Floor Girls Toilet NW Corner, 2nd	No ACBM	MISC					

Chicago Public Schools

School Kelly High School

Unit 46181

Building ID 1400

Address 4136 S. California

Chicago, IL, 60632

Region 04

ASBESTOS REINSPECTION FINDINGS AND RECOMMENDATIONS

Management Planner's Review Table II

Managing Environmental Consultant (MEC) Carnow, Conibear and Associates

600 West Van Buren St., Ste 500
Chicago, Il, 60607

Phone: (312) 762-2900

Fax: (312) 782-5145

Management Planner's Comments Summarized at the End of the Report

HA Num	Material Description	Material Quantity	Material Units	Material Location	Asbestos Type	Material Category	Friable	Damage Quantity	Damage Units	Damage Category	Response
				Floor NW Stairway, 1st Floor Corridor NE Corner							
	Glazed Brick Mortar			3rd Floor Girls Toilet NW Corner, 2nd Floor NW Stairway, 1st Floor Corridor NE Corner	No ACBM	MISC					
	Cinderblock			1st Floor Mens Toilet SE Corner, Boiler Room	No ACBM	MISC					
	2' x 4' Ceiling Tile w/ Fissures Parallel To Width	28,000	SF	3rd Floor North South Hall, Room 309, 2nd Floor North Wing Wall, 103, 107A, 107B, 203, 209A, 213A, 327, 325, 321, 309A, 311, 305, 310, 312, 314A, 314B, Kitchen Serving Lines, Lunchroom, 318, 320	Assumed	MISC	Yes		SF	7 Any remaining friable ACBM or friable suspect ACBM	Follow O&M Plan
	Cinder Block Mortar			1st Floor Mens Toilet SE Corner, Boiler Room	No ACBM	MISC					
	Drywall			Basement Weight Room, Drama Room , Locker Room	No ACBM	MISC					
	Masonry Brick			Boiler Room	No ACBM	MISC					
	Masonry Brick Mortar			Boiler Room	No ACBM	MISC					
	Interior Window Caulk (Brown)			ABATED	Abated	MISC					
	Clay Brick Tile			Basement Between Tempering Coils, S Wall Near Fan Unit, Next WomensReheat #7, Fresh Air Intake #4	No ACBM	MISC					
	Clay Brick Tile Mortar			Basement Between Tempering Coils, S Wall Near Fan Unit, Next WomensReheat #7, Fresh Air Intake #4	No ACBM	MISC					
	Terrazzo Flooring			1st Floor SE Corner Vest., Main Entrance Vest., NW Corner Vest.	No ACBM	MISC					
	Boiler Mortar			Boiler Room	Assumed	MISC					
	9" x 9" Brown w/ White Specks Vinyl Floor Tile Mastic			Main Office, Vaults, Copy Room	Chrysotile	MISC					
	1' x 1' Rough White Ceiling Tile	1,000	SF	Library	Assumed	MISC	Yes		SF	7 Any remaining friable ACBM or friable suspect ACBM	Follow O&M Plan
	Brown Vat Molding	10	LF	Main Office Vaults	Chrysotile	MISC	No		LF	6 ACBM with the potential for damage	Follow O&M Plan
	Black Vat Molding Mastic	10	LF	Main Office Vaults	Chrysotile	MISC	No		LF	6 ACBM with the potential for damage	Follow O&M Plan

Chicago Public Schools

School Kelly High School

Unit 46181

Building ID 1400

Address 4136 S. California

Chicago, IL, 60632

Region 04

ASBESTOS REINSPECTION FINDINGS AND RECOMMENDATIONS

Management Planner's Review Table II

Managing Environmental Consultant (MEC) Carnow, Conibear and Associates

600 West Van Buren St., Ste 500
Chicago, Il, 60607

Phone: (312) 762-2900

Fax: (312) 782-5145

Management Planner's Comments Summarized at the End of the Report

HA Num	Material Description	Material Quantity	Material Units	Material Location	Asbestos Type	Material Category	Friable	Damage Quantity	Damage Units	Damage Category	Response
	12" x 12" Beige w/ White, Brown & Tan Specks Vinyl Floor Tile			Room 303	Assumed	MISC					
	12" x 12" Beige w/ White, Brown & Tan Specks Vinyl Floor Tile Mastic			Room 303	Assumed	MISC					
	Black Vinyl Baseboard	500	LF	Rooms 303, 304, 224	Assumed	MISC	No		LF	6 ACBM with the potential for damage	Follow O&M Plan
	Black Vinyl Baseboard Mastic (Beige)	500	LF	Rooms 303, 304, 224	Assumed	MISC	No		LF	6 ACBM with the potential for damage	Follow O&M Plan
	12" x 12" Cream w/ Beige Specks Vinyl Floor Tile	800	SF	Rooms 302, 304	Assumed	MISC	No		SF	6 ACBM with the potential for damage	Follow O&M Plan
	12" x 12" Cream w/ Beige Specks Vinyl Floor Tile Mastic	800	SF	Room 302, 304	Assumed	MISC	No		SF	6 ACBM with the potential for damage	Follow O&M Plan
	12" x 12" Beige w/ White & Beige Specks Vinyl Floor Tile	2,000	SF	Room 203, Library, Room 103	Assumed	MISC	No		SF	6 ACBM with the potential for damage	Follow O&M Plan
	12" x 12" Beige w/ White & Beige Specks Vinyl Floor Tile Mastic	2,000	SF	Room 203, Library, Room 103	Chrysotile	MISC	No		SF	6 ACBM with the potential for damage	Follow O&M Plan
	2' x 2' Rough White Ceiling Tile	800	SF	Room 113, 113B	Assumed	MISC	Yes		SF	7 Any remaining friable ACBM or friable suspect ACBM	Follow O&M Plan
	12" x 12" Beige w/ White & Beige Specks Vinyl Floor Tile Mastic			DUPLICATE HA							
	Dark Brown Vinyl Baseboard	100	LF	Room 203	Assumed	MISC	No		LF	6 ACBM with the potential for damage	Follow O&M Plan
	Dark Brown Vinyl Baseboard Mastic	100	LF	Room 203	Assumed	MISC	No		LF	6 ACBM with the potential for damage	Follow O&M Plan
	12" x 12" Green w/ Green Specks Vinyl Floor Tile	1,000	SF	Rooms 109, 108	Assumed	MISC	No		SF	6 ACBM with the potential for damage	Follow O&M Plan
	12" x 12" Green w/ Green Specks Vinyl Floor Tile Mastic	1,000	SF	Rooms 109, 108	Assumed	MISC	No		SF	6 ACBM with the potential for damage	Follow O&M Plan
	12" x 12" Gray Flecks w/ Gray Specks Vinyl Floor Tile	760	SF	Rooms 202B, 320	Assumed	MISC	No		SF	6 ACBM with the potential for damage	Follow O&M Plan
	12" x 12" Gray Flecks w/ Gray Specks Vinyl Floor Tile Mastic	760	SF	Rooms 202B, 320	Assumed	MISC	No		SF	6 ACBM with the potential for damage	Follow O&M Plan
	12" x 12" Beige w/ Multi-color Vinyl Floor Tile	760	SF	Room 201	Assumed	MISC	No		SF	6 ACBM with the potential for damage	Follow O&M Plan
	12" x 12" Beige w/ Multi-color Vinyl Floor Tile Mastic	760	SF	Room 201	Chrysotile	MISC	No		SF	6 ACBM with the potential for damage	Follow O&M Plan
	12" x 12" Green w/ Dark Green & White Streaks Vinyl Floor Tile	2,000	SF	Room 110, 1st Floor Corridor Main Entrance	Assumed	MISC	No		SF	6 ACBM with the potential for damage	Follow O&M Plan
	1' x 1' White Ceiling Tile w/ Fissures	768	SF	Room 125	Assumed	MISC	Yes		SF	7 Any remaining friable ACBM or friable suspect ACBM	Follow O&M Plan
	12" x 12" Green w/ Dark Green & White Streaks	2,000	SF	Room 110, 1st Floor Corridor Main	Chrysotile	MISC	No		SF	6 ACBM with the potential for damage	Follow O&M Plan

Chicago Public Schools

School Kelly High School

Unit 46181

Building ID 1400

Address 4136 S. California

Chicago, IL, 60632

Region 04

ASBESTOS REINSPECTION FINDINGS AND RECOMMENDATIONS

Management Planner's Review Table II

Managing Environmental Consultant (MEC) Carnow, Conibear and Associates

600 West Van Buren St., Ste 500
Chicago, Il, 60607

Phone: (312) 762-2900

Fax: (312) 782-5145

Management Planner's Comments Summarized at the End of the Report

HA Num	Material Description	Material Quantity	Material Units	Material Location	Asbestos Type	Material Category	Friable	Damage Quantity	Damage Units	Damage Category	Response
	Vinyl Floor Tile Mastic			Entrance							
	12" x 12" Cream w/ Beige Specks Vinyl Floor Tile			Engineer Office	Assumed	MISC					
	12" x 12" Cream w/ Beige Streaks Vinyl Floor Tile Mastic			Engineer's Office	Chrysotile	MISC					
	Tan w/ White & Brown Specks Vinyl Floor Tile Molding			Engineer's Office	Assumed	MISC					
	Tan w/ White & Brown Specks Vinyl Floor Tile Molding Mastic			Engineer's Office	Chrysotile	MISC					
	Exterior Brick - Non-AHERA			Exterior of Building	No ACBM	MISC					
	Exterior Brick Mortar - Non-AHERA			Exterior of Building	No ACBM	MISC					
	Exterior Window Caulk - Non-AHERA			Exterior of Building	Chrysotile	MISC					
	Exterior Door Caulk - Non-AHERA			Surrounding Exterior	Chrysotile	MISC					
	Roof - Non-AHERA			Roof Exterior	Assumed	MISC					
	Blackboard Adhesive	2,210	SF	Rooms 227, 107B, 312, 307, 311, 325, 313A, 205, 206, 210, 214A, and Computer Lab, 203, 313B	Assumed	MISC	No		SF	6 ACBM with the potential for damage	Follow O&M Plan
	12" x 12" Orange Floor Tile and Mastic Patch			Room 302	Assumed	MISC					
	12" x 12" Blue Floor Tile	400	SF	Room 116	Assumed	MISC	No		SF	6 ACBM with the potential for damage	Follow O&M Plan

Chicago Public Schools

School Kelly High School

Unit 46181

Building ID 1400

Address 4136 S. California

Chicago, IL, 60632

Region 04

ASBESTOS REINSPECTION FINDINGS AND RECOMMENDATIONS

Management Planner's Review Table II

Managing Environmental Consultant (MEC) Carnow, Conibear and Associates

600 West Van Buren St., Ste 500
Chicago, Il, 60607

Phone: (312) 762-2900

Fax: (312) 782-5145

Management Planner's Comments Summarized at the End of the Report

Review Date	07/16/2025
Manager Planner Name	Jackson Montgomery
100-20634	5/15/2026
Manager IDPH License No/Expiration	

HA Number	Management Comments
	Non-AHERA

APPENDIX A

Assessment Sheets, Drawings and Photos

Chicago Public Schools

Carnow, Conibear and Associates

2025 AHERA REINSPECTION

Inspector Assessment Form (REASSESSMENT)

LEA NAME: **Chicago Public Schools** UNIT NUMBER: BUIDLING ID:
CITY/STATE: **Chicago, Illinois** AHERA INSPECTOR:
SCHOOL NAME: INSPECTION DATE:
ADDRESS: IDPH LICENSE NO:

INFORMATION FROM PREVIOUS INSPECTION

HOMOGENEOUS AREA:

MATERIAL DESCRIPTION:

HISTORICAL AHERA DAMAGE CATEGORY **ACBM with the potential for damage**

HISTORICAL DAMAGE REASON: **Physical Damage**

HISTORICAL RESPONSE ACTION: **Follow O&M Plan**

ASBESTOS TYPE: FRIABLE:

RESULTS OF REINSPECTION AND REASSESSMENT

This homogeneous area was reinspected and reassessed in accordance with Section 763.85 and 763.88 of AHERA and it's condition HAS NOT CHANGED when compared to the conditions of the last AHERA reinspection.

The current AHERA DAMAGE CATEGORY is determined to be . **ACBM with the potential for damage**

DAMAGE REASON:

DISTURBANCE POTENTIAL:

MATERIAL LOCATION:

MATERIAL QUANTITY:

DAMAGE QUANTITY:

COMMENTS:

MATERIAL UNITS:

DAMAGE UNITS:

Inspector's Signature:



Date: **06/19/2025**

Chicago Public Schools

Carnow, Conibear and Associates

2025 AHERA REINSPECTION

Management Planner Review Form

LEA NAME: **Chicago Public Schools** UNIT NUMBER: BUIDLING ID:
CITY/STATE: **Chicago, Illinois** MANAGEMENT PLANNER:
SCHOOL NAME: REVIEW DATE:
ADDRESS: IDPH LICENSE NO:

HOMOGENEOUS AREA:

MATERIAL DESCRIPTION:

MATERIAL LOCATION:

MATERIAL QUANTITY:

MATERIAL UNITS:

DAMAGE QUANTITY:

DAMAGE UNITS:


In accordance with Sections 763.88 and 763.90 of the Asbestos Hazard Emergency Response Act (AHERA) the LEA must select a management planner to review the results of the inspection and assessment and recommend appropriate response actions. The original inspection of the above identified homogeneous area has been reviewed in accordance with Sections 763.88 and 763.90 with the following recommendations.

The RESPONSE ACTION recommendation is:

Follow O&M Plan

Comments:

Management Planner's Signature:



Date: **07/16/2025**

Chicago Public Schools

Carnow, Conibear and Associates

2025 AHERA REINSPECTION

Inspector Assessment Form (New Homogeneous Area)

LEA NAME: **Chicago Public Schools** UNIT NUMBER: BUIDLING ID:
CITY/STATE: **Chicago, Illinois** AHERA INSPECTOR:
SCHOOL NAME: INSPECTION DATE:
ADDRESS: IDPH LICENSE NO:

INFORMATION FROM CURRENT INSPECTION

HOMOGENEOUS AREA:

MATERIAL DESCRIPTION:

MATERIAL LOCATION:

MATERIAL QUANTITY:

MATERIAL UNITS:

MATERIAL CATEGORY:

FRIABLE:

ASBESTOS TYPE:

DISTURBANCE POTENTIAL:

CONDITION:

No Damage

AHERA DAMAGE CATEGORY:

ACBM with the potential for damage

ACCESSIBILITY:

Barely Reachable

DAMAGE REASON:

DAMAGE REASON:

DAMAGE REASON:

DAMAGE QUANTITY:

DAMAGE UNITS:

COMMENTS:

Inspector's Signature:



Date: **06/19/2025**

Chicago Public Schools

Carnow, Conibear and Associates

2025 AHERA REINSPECTION

Management Planner Review Form

LEA NAME: **Chicago Public Schools** UNIT NUMBER: BUILDING ID:

CITY/STATE: **Chicago, Illinois** MANAGEMENT PLANNER:

SCHOOL NAME: REVIEW DATE:

ADDRESS: IDPH LICENSE NO:

HOMOGENEOUS AREA:

MATERIAL DESCRIPTION:

MATERIAL LOCATION:

MATERIAL QUANTITY: MATERIAL UNITS:

DAMAGE QUANTITY: DAMAGE UNITS:


In accordance with Sections 763.88 and 763.90 of the Asbestos Hazard Emergency Response Act (AHERA) the LEA must select a management planner to review the results of the inspection and assessment and recommend appropriate response actions. The original inspection of the above identified homogeneous area has been reviewed in accordance with Sections 763.88 and 763.90 with the following recommendations.

The RESPONSE ACTION recommendation is:

Follow O&M Plan

COMMENTS:

Management Planner's Signature: _____



Date: 07/16/2025

APPENDIX B

Inspector and Management Planner Licenses

APPENDIX C

Laboratory Accreditations

APPENDIX D

Laboratory Results

APPENDIX E

Chain of Custody Forms

Three-Year Reinspection Key to Terms

	CODE	KEY
MATERIAL		
	ACBM	Asbestos Containing Building Materials
MATERIAL CATEGORY		
	MISC	Miscellaneous
	SURF	Surfacing
	TSI	Thermal System Insulation
MATERIAL UNITS		
	LF	Linear Feet
	SF	Square Feet
	CF	Cubic Feet
DAMAGE TYPE		
	Loc	Localized
	Dist	Distributed